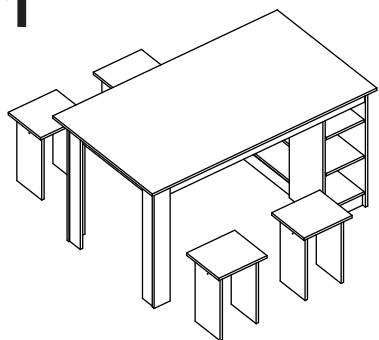


INSTRUÇÕES DE MONTAGEM INSTRUCTIVO DE ARMADO





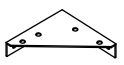

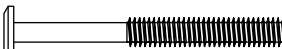







Nova Móble Ind. e Comércio Ltda.
Estrada Pedro Salgado, nº 1620 - Fone: (54) 2105-8400 - Fax: (54) 2105-8401
CEP: 95706-500 - Bento Gonçalves - RS - Site: www.novamobile.com.br - E-mail: novamobile@novamobile.com.br

NOVA MÓBILE.

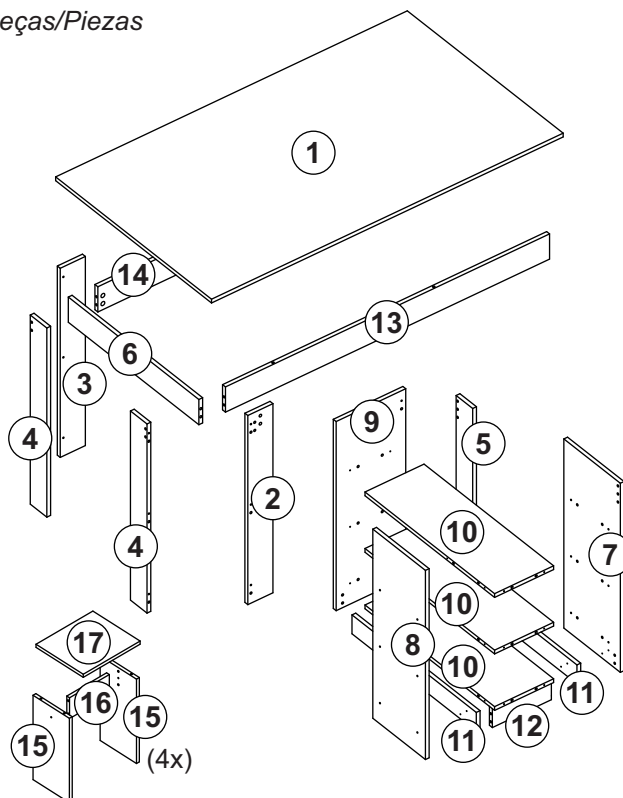
B21



Ferragens/Herrajes

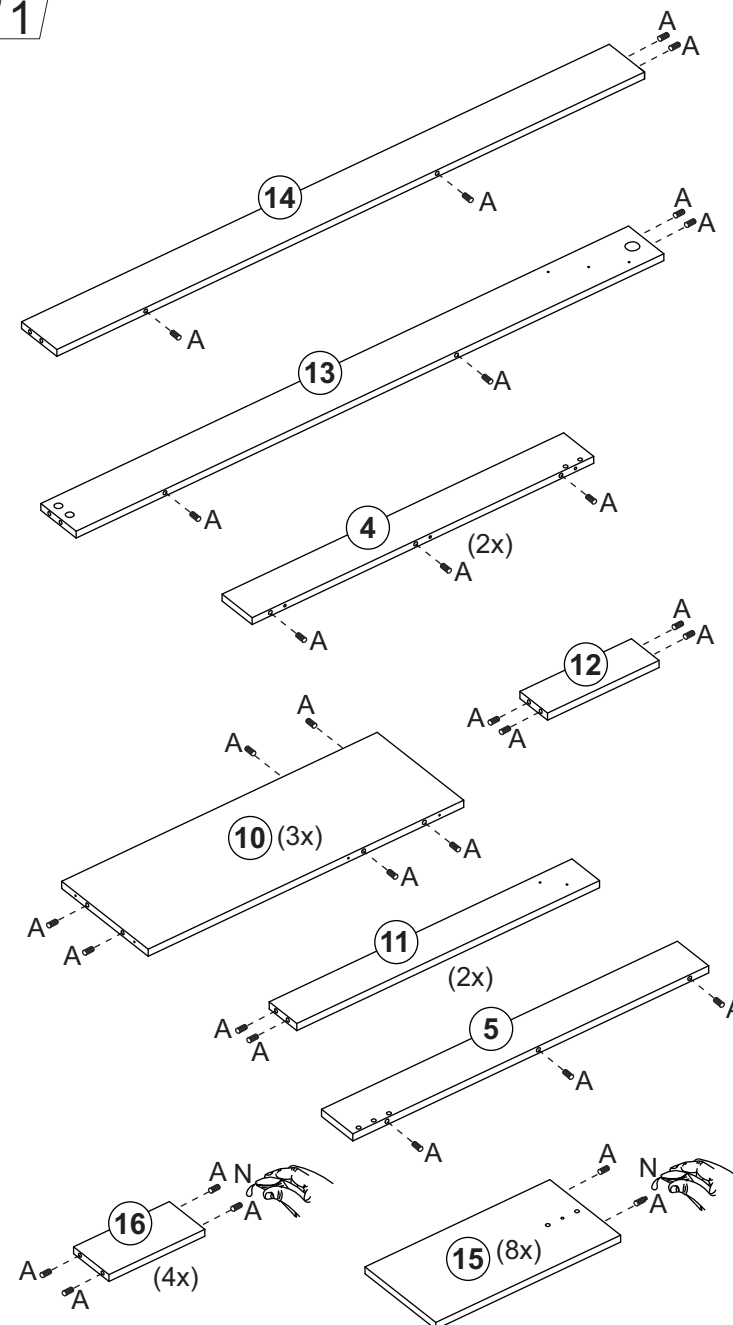
| | | | |
|---|---|---|----|
| A |  | 8x30 | 76 |
| B |  | | 26 |
| C |  | 4,0x40 | 27 |
| D |  | 4,5x45 | 16 |
| E |  | Cantoneira triangular Pieza triangular | 05 |
| F |  | Tapa furo adesivo Cubierta adhesiva | 36 |
| G |  | 1/4x50 | 10 |
| H |  | Bucha cilíndrica Cojinete | 10 |
| I |  | Tampa parafuso Cubierta tornillo | 10 |
| J |  | Prego Clavo | 26 |
| K |  | 3,5x14 | 51 |
| L |  | 3,5x25 | 08 |
| M |  | Cantoneira L Pieza L | 08 |
| N |  | Bisnaga de cola Tubo de Pegamento | 01 |

Peças/Piezas

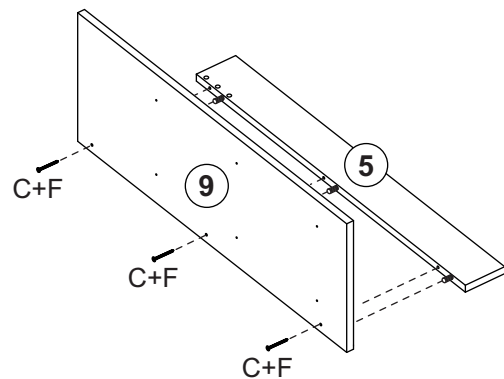


| Loc. | Descrição/Descripción | Dimensão (mm) Dimensión (mm) | Qtde. Cantid |
|------|---|---------------------------------|-----------------|
| 1 | Tampo/Tapa | 1400x800x15 | 01 |
| 2 | Pé direito maior/Pata derecha mayor | 750x100x15 | 01 |
| 3 | Pé esq. maior/Pata izquierda mayor | 750x100x15 | 01 |
| 4 | Pé menor/Pata menor | 750x85x15 | 02 |
| 5 | Pé menor prat./Pata menor repisa | 750x85x15 | 01 |
| 6 | Travessa menor/Travesaño menor | 670x100x15 | 01 |
| 7 | Lateral maior prat./Lateral mayor repisa | 750x290x15 | 01 |
| 8 | Lateral menor prat./Lateral menor repisa | 750x270x15 | 01 |
| 9 | Traseiro prateleira/Trasero repisa | 750x270x15 | 01 |
| 10 | Prateleira/Repisa | 665x235x15 | 03 |
| 11 | Rodapé maior/Zócalo mayor | 638x75x15 | 02 |
| 12 | Rodapé menor/Zócalo menor | 235x75x15 | 01 |
| 13 | Trav. requadro maior direita/ Travesaño mayor derecha | 1290x100x15 | 01 |
| 14 | Trav. requadro maior esquerdo/ Travesaño mayor izquierdo | 1290x100x15 | 01 |
| 15 | Lateral banco/Lateral banco | 405x200x15 | 08 |
| 16 | Reforço banco/Refuerzo banco | 210x164x15 | 04 |
| 17 | Assento banco/Asiento banco | 300x260x15 | 04 |

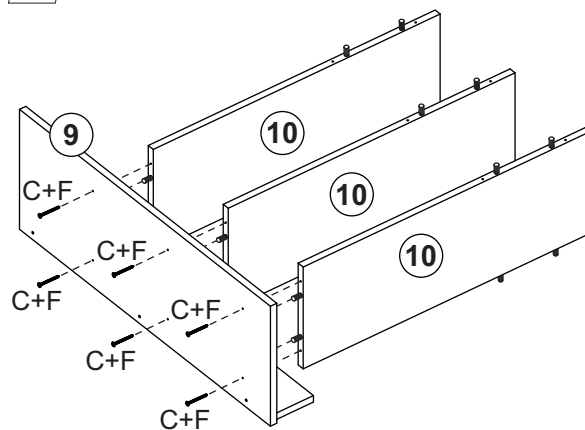
1



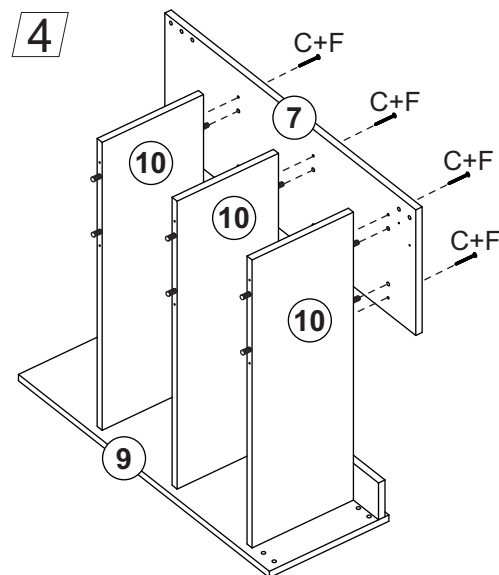
2



3



4



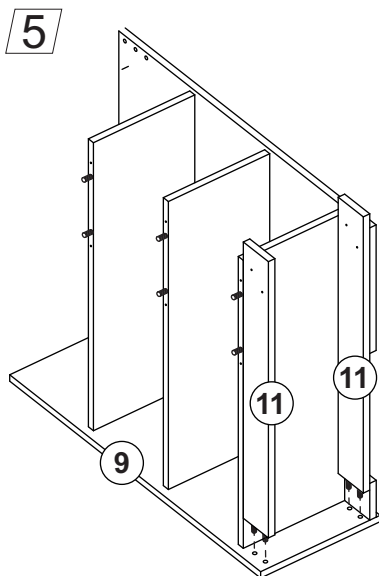
ATENCIÓN!

EN CASO DE UTILIZAR UN DESTORNILLADOR, COMIENCE CON UN PAR MUY LIGERO Y AUMENTARLO HASTA ENCONTRAR EL IDEAL - SOLO APRIETE HASTA QUE BLOQUEE - UN PAR EXCESIVO PUEDE DERRAMAR EL TORNILLO Y DAÑAR LA PIEZA, COMPRENDIENDO SU CORRECTA

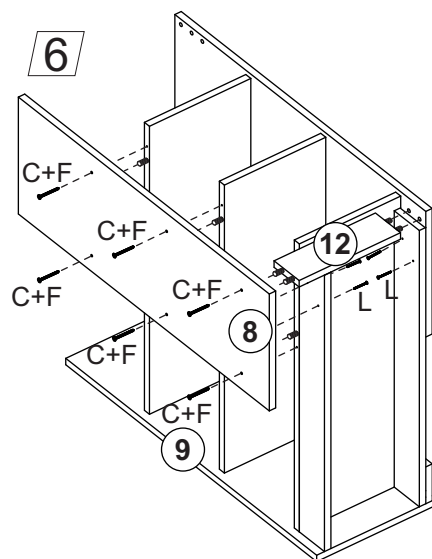
ATENÇÃO!

EM CASO DE USO DE PARAFUSADEIRA, COMECE COM UM TORQUE BEM LEVE E VÁ AUMENTANDO ATÉ ACHAR O IDEAL - APORTE SOMENTE ATÉ TRAVAR - TORQUE EXCESSIVO PODE ESPANAR O PARAFUSO E DANIFICAR A PEÇA, COMPROMETENDO SUA CORRETA FIXAÇÃO !

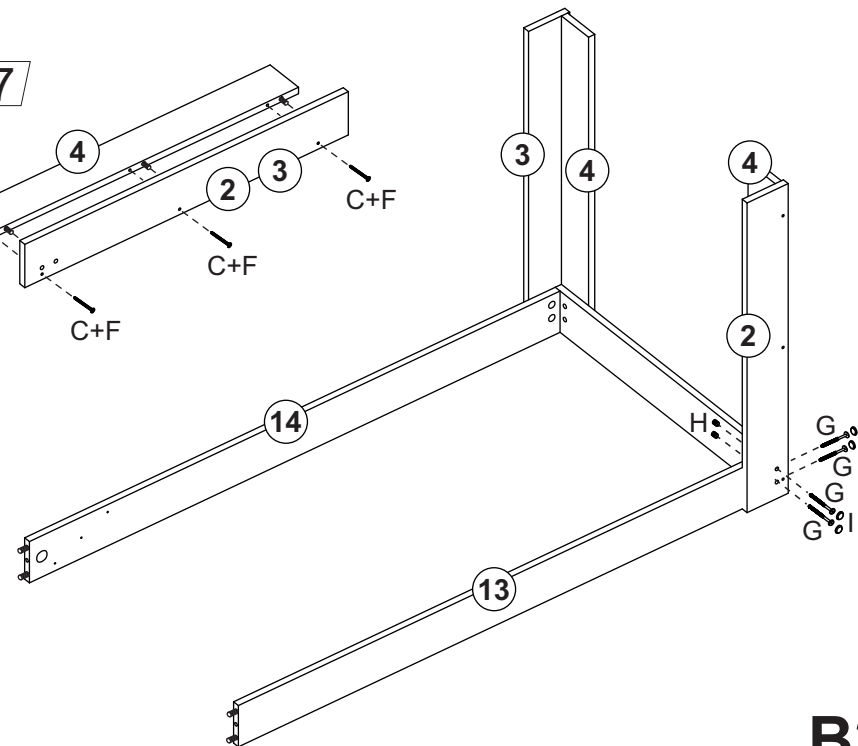
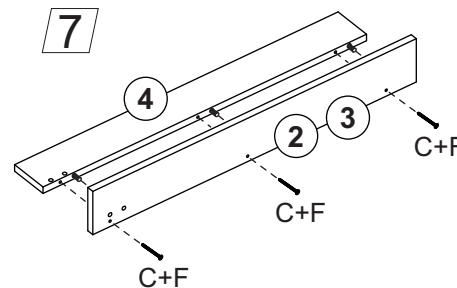
5



6

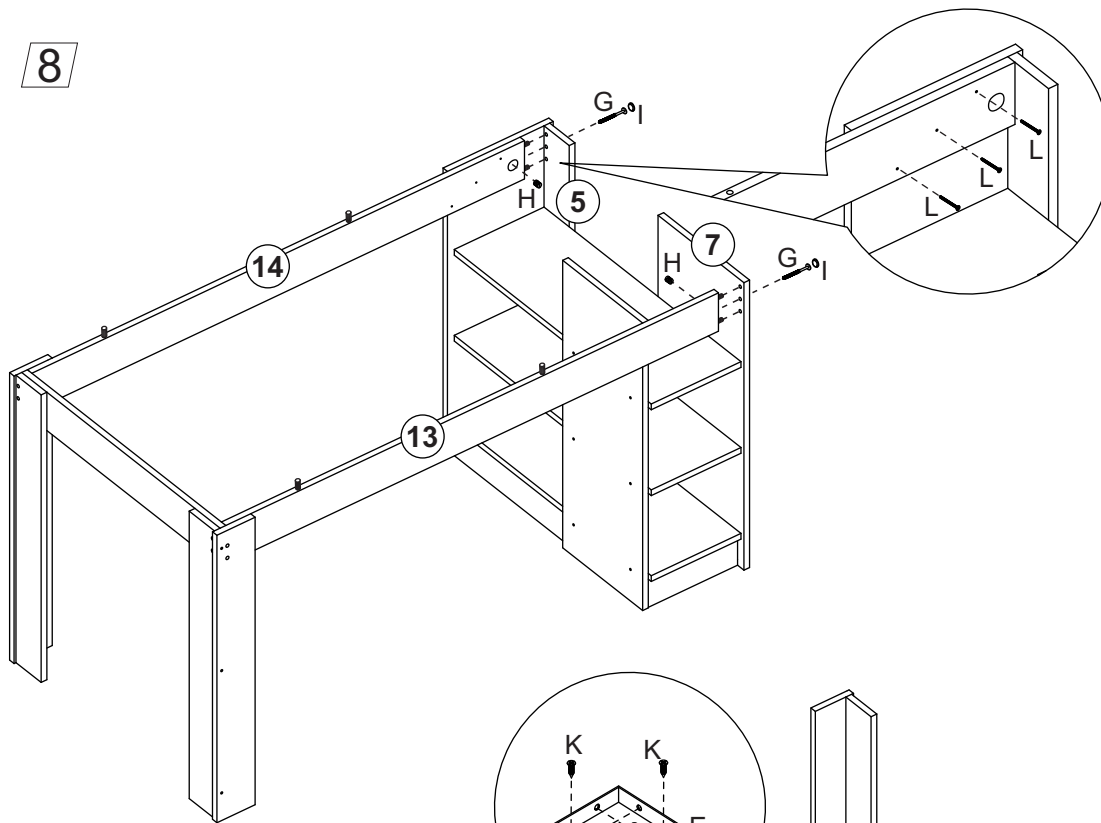


7

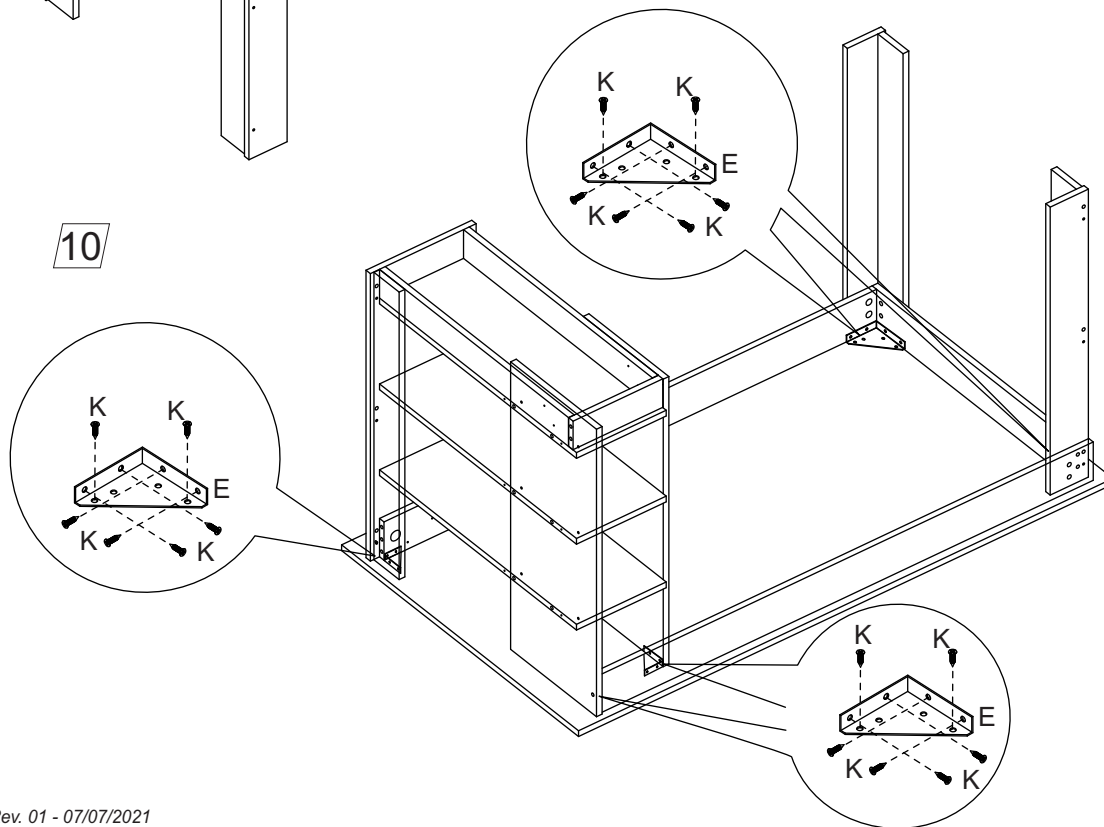


B21

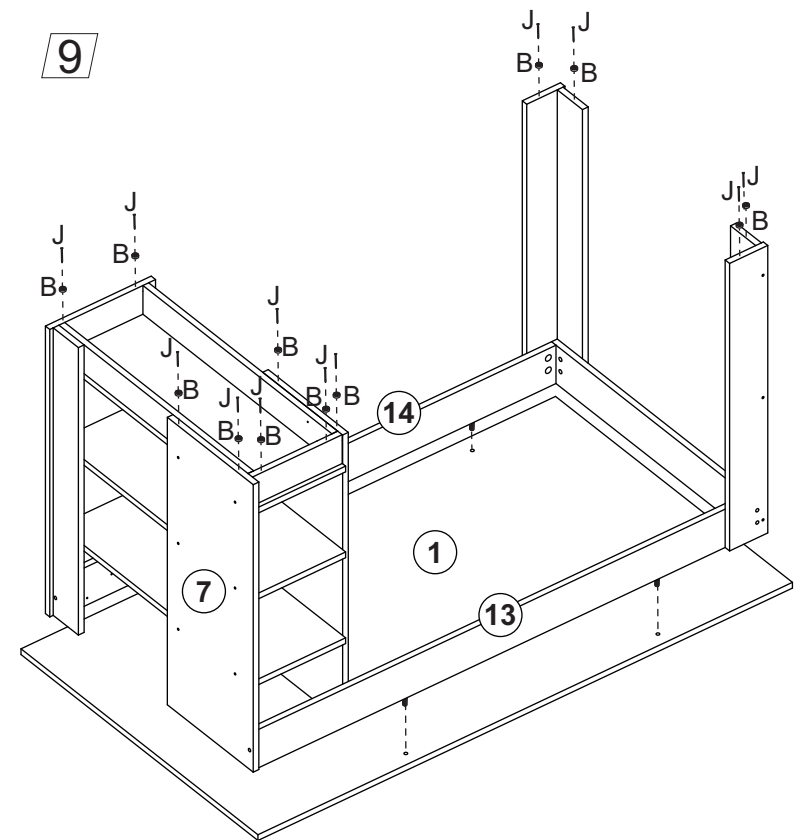
8



10



9



11 (4x)

