

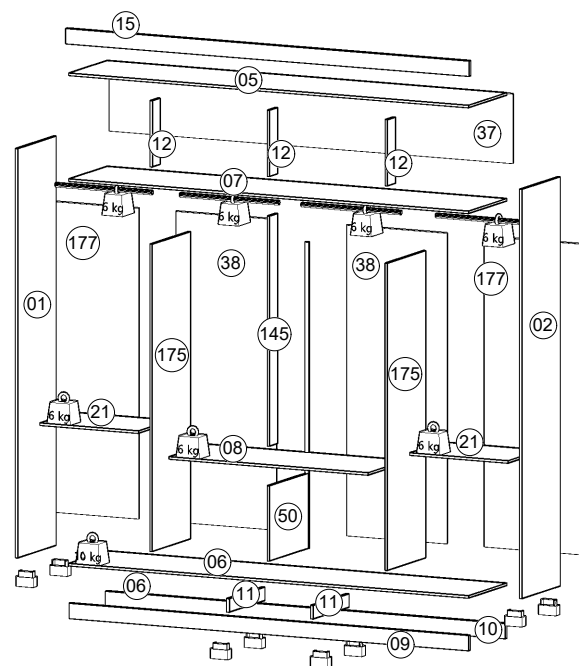
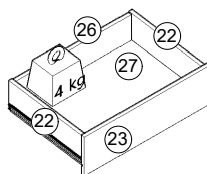
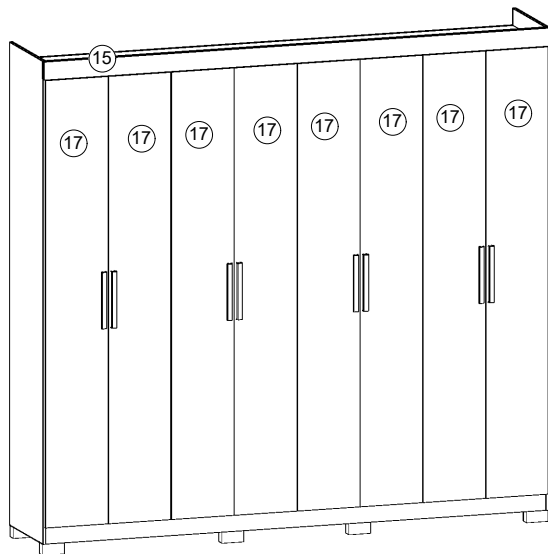
Para Limpeza de seu Móvel: Use uma Flanela seca ou umedecida / Não use produto Químico que pode danificar seu móvel.

For Cleaness of its Furniture: It uses a dry or umedecida Flannel / It does not use Chemical product that can damage its furniture.

Limpeza del mobiliario: Utilice una flanela seca o húmeda / No use productos químicos que pueden dañar el mobiliario.



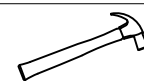
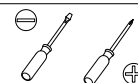
Indústria Brasileira - Made in Brazil 11/21 640.20.9790



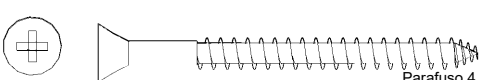
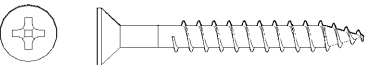
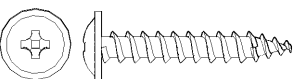
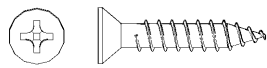


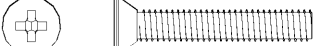

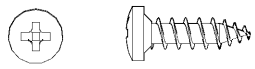

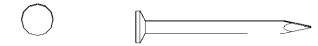

Elaboração:	Aprovação:	Versão:	Revisão:
Daniel Santos	Adauto Bisoto	01	07/12/2021


*Ferramentas necessárias para a montagem,
Não acompanha o produto.

São necessario dois (2)
montadores para
montagem desse produto



A		Cavilha madeira 6x30	28
B		Cavilha madeira 6x50	02
C		Parafuso 4,0x50 Philips Chato	28
D		Parafuso 4,0x35 Philips Chato	44
E		Parafuso 3,5x25 Flangeado	16
F		Parafuso 4,0x20 Philips Chato	02

G		Parafuso M 4-70/22	18
H		Parafuso 3,5x12 Flangeado	80
I		Parafuso 4,0x12 Panela	60
J		Parafuso 3,5x12 Philips Chato	83
K		Prego 10x10	158
L		Pino de girofix 32mm	04

M		Giz de Correção	02
N		Etiqueta	01
O		Cantoneira metal 45x20x15mm	05
P		Suporte prateleira zamak 13x13mm	12
Q		Fixador reto 12x12mm metal	44
R		Porca 4mm	18
S		Apoio oval 45x20x15mm plástico	06
T		Suporte U 70x60x30mm plástico	01
U		Bucha Cilindrica 12x8mm plástico	28
V		****Moldura puxador MDF 250x23x15mm	08
W		Bisnaga de Cola 10g	02
X		Sapata U 18x18x05mm Plástico	08
Y		Corrediça telescópica 300mm	08
Z		Bastão alumínio 565x20x15mm	02
AA		Bastão alumínio 573x20x15mm	02
AB		Dobradiça	24
AC		Calço 07mm	24
AD		*Pé plástico 100x50x50mm	08
AE		** Perfil H plástico 1630x15x03mm	01
AF		***Tapa furo adesivo Ø 17mm	04
AG		Distanciador Plástico 45x20x25mm	16
AH		Castanha Minifix 12mm	04

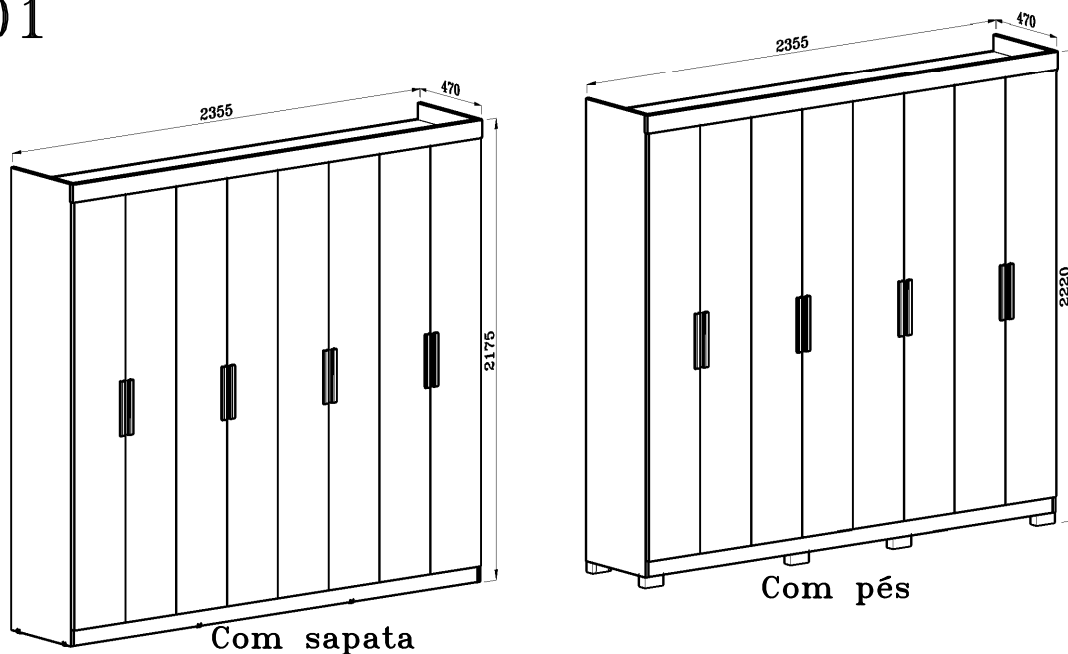
* 510.30.042 KIT PE MOVAL(SC)100X50X50 BUN BRONZE
510.30.037 KIT PE MOVAL(SC)100X50X50 BUN BRANCO
510.30.090 KIT PE MOVAL (SC) 100X50X50 BUN FREIJO

** 510.32.217 PERFIL H 20MM ESPECIAL 1,630 BRANCO
510.32.1024 PERFIL H 20MM ESPECIAL 1,630 WENGUE/NATURALE

*** 510.04.037 TAPA FURO ADESIVO BRANCO Ø 17MM
510.04.111 TAPA FURO ADESIVO FREIJO Ø17MM
510.04.107 TAPA FURO ADESIVO NATURALE Ø17MM

**** 505.03.010 MOLDURA PUX MDF 0,250X0,023X0,015 BRA
505.03.025 MOLDURA PUX MDF 0,250X0,023X0,015 FREIJO
505.03.024 MOLDURA PUX MDF 0,250X0,023X0,015 NAT

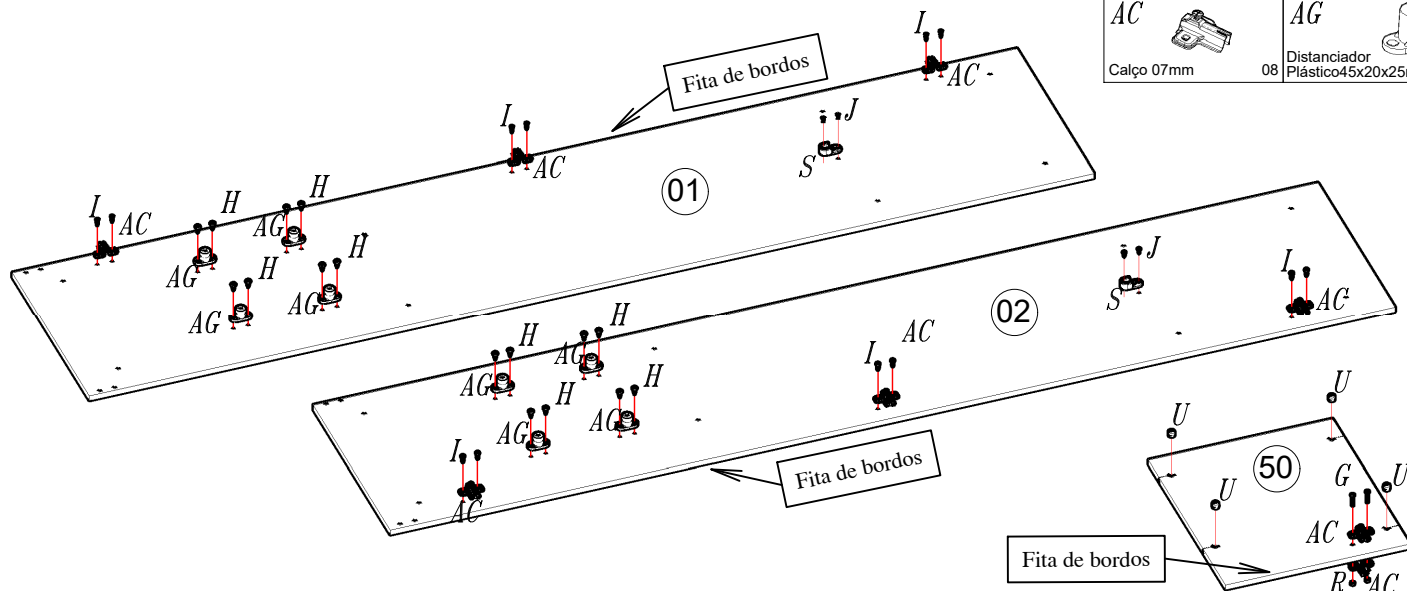
01



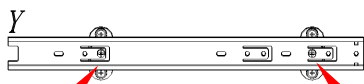
Atenção montador, antes de iniciar a montagem desse produto, favor verificar com o cliente se ele prefere que o produto seja montado com pés ou com sapatas.

02

<i>J</i> Parafuso 3,5x12 Philips Chato 04	<i>I</i> Parafuso 4,0x12 panela 12	<i>S</i> Apoio oval 45x20x15mm plástico 02	<i>U</i> Buchsa Cilindrica 12x8mm plástico 02	<i>H</i> Parafuso 4,0x12 Flangeado 16	<i>G</i> Parafuso M4-70 /22 02	<i>R</i> Porca 4mm 02
					<i>AC</i> Calço 07mm 08	<i>AG</i> Distanciador Plástico 45x20x25mm 08

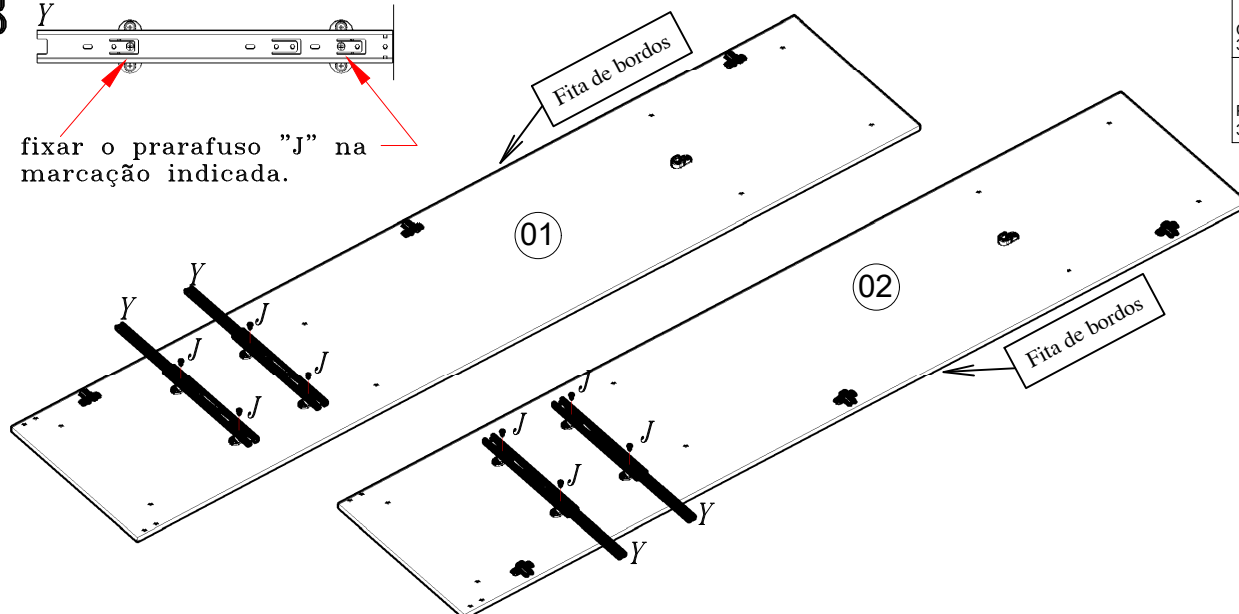


03



fixar o parafuso "J" na marcação indicada.

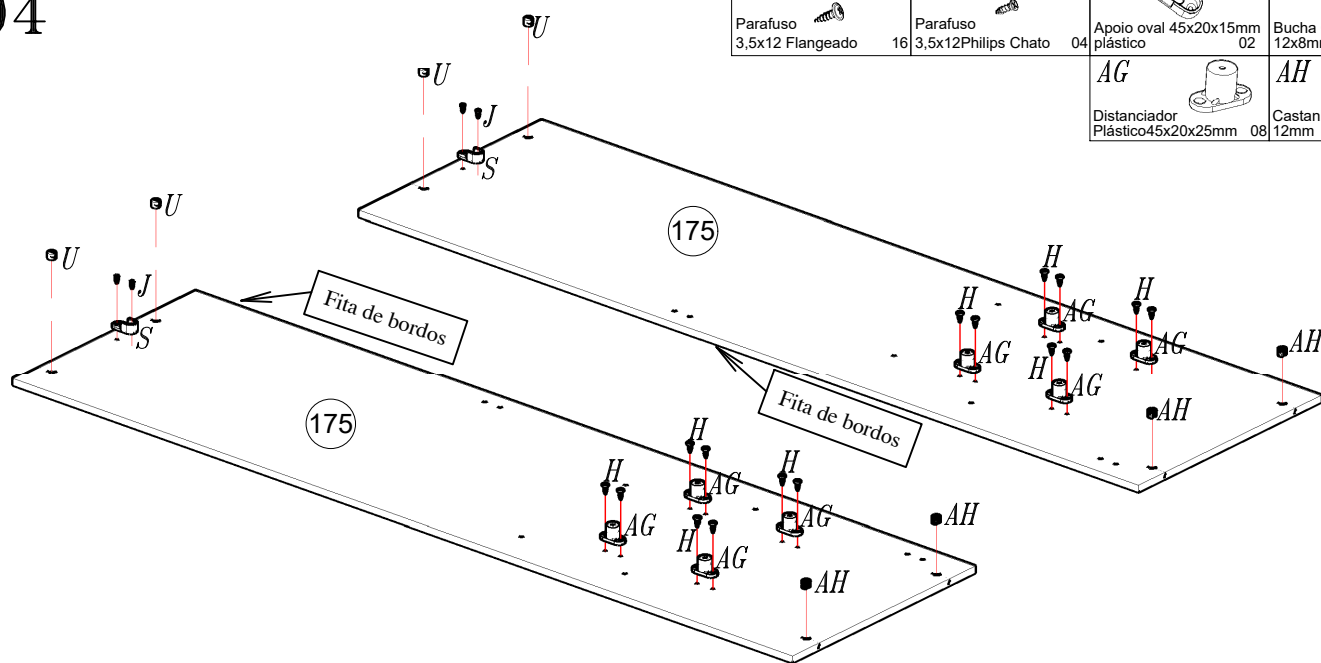
<i>Y</i> Correia telescópica 300mm 04	<i>J</i> Parafuso 3,5x12 Philips Chato 08
---	---



04

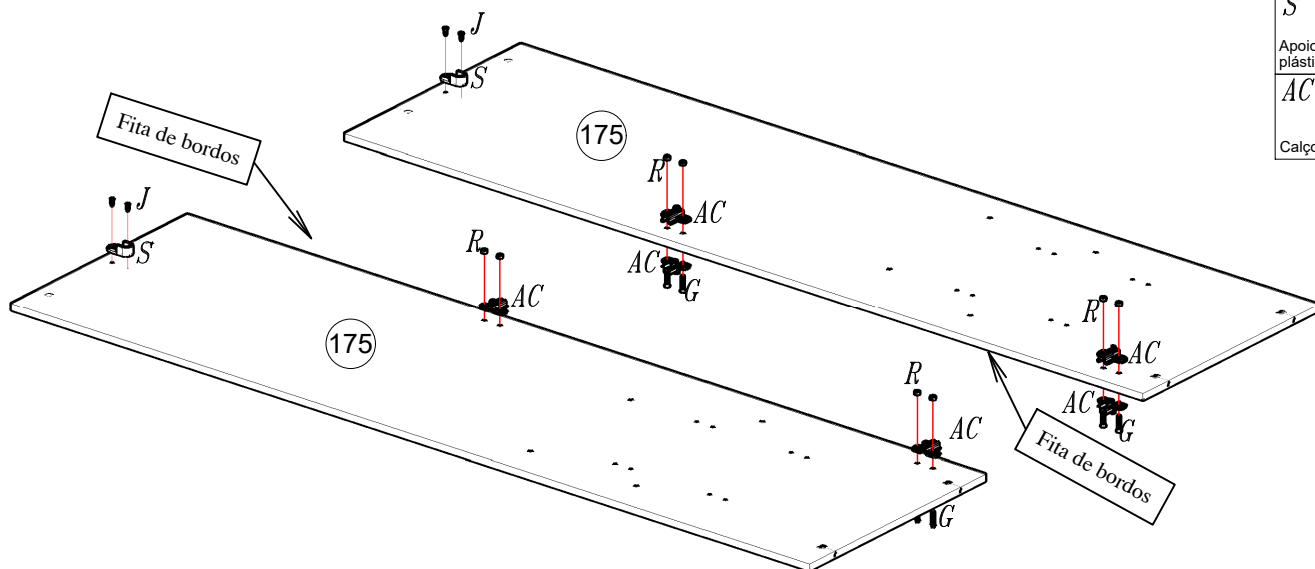
Indústria Brasileira - Made in Brazil 11/21 640.20.9790

H Parafuso 3,5x12 Flangeado 16	J Parafuso 3,5x12 Philips Chato 04	S Apoio oval 45x20x15mm plástico 02	U Bucha Cilíndrica 12x8mm plástico 04
		AG Distanciador Plástico 45x20x25mm 08	AH Castanha Minifix 12mm 04



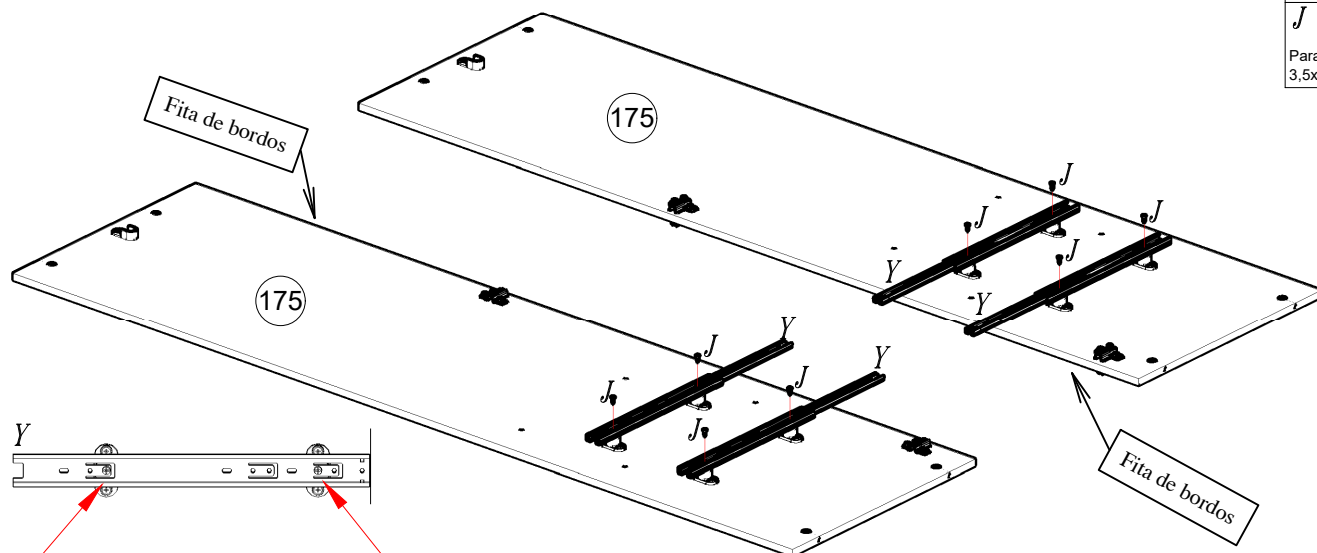
05

G Parafuso M4-70 /22 08	J Parafuso 3,5x12 Philips Chato 08	R Porca 4mm 04
		S Apoio oval 45x20x15mm plástico 02
		AC Calço 07mm 08



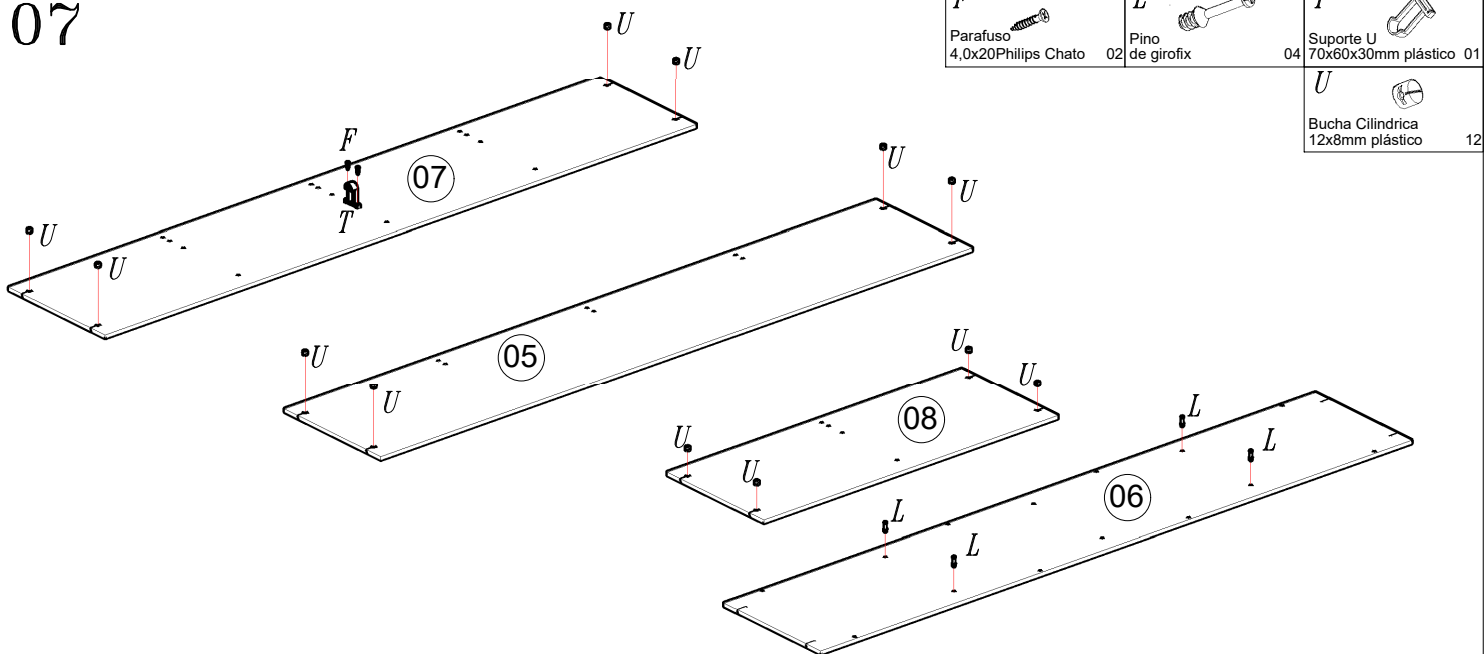
06

Y Correia telescópica 300mm 04
J Parafuso 3,5x12 Philips Chato 08

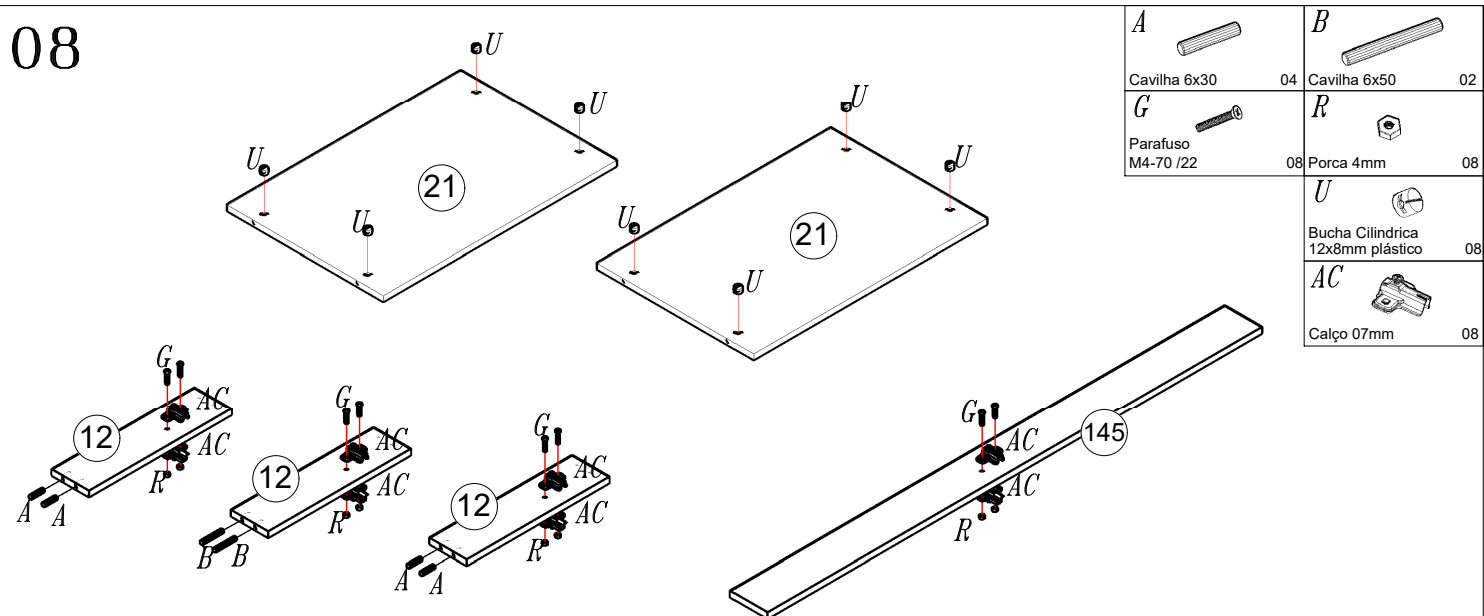


fixar o parafuso "J" na
marcação indicada.

07

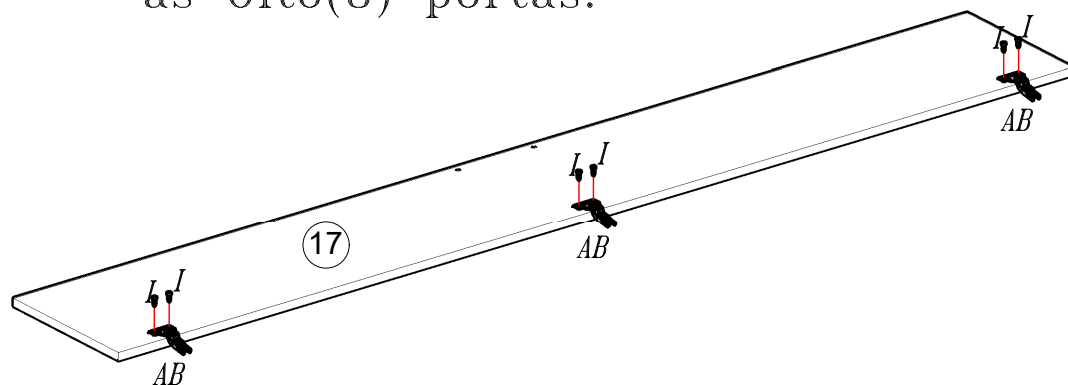


08



09

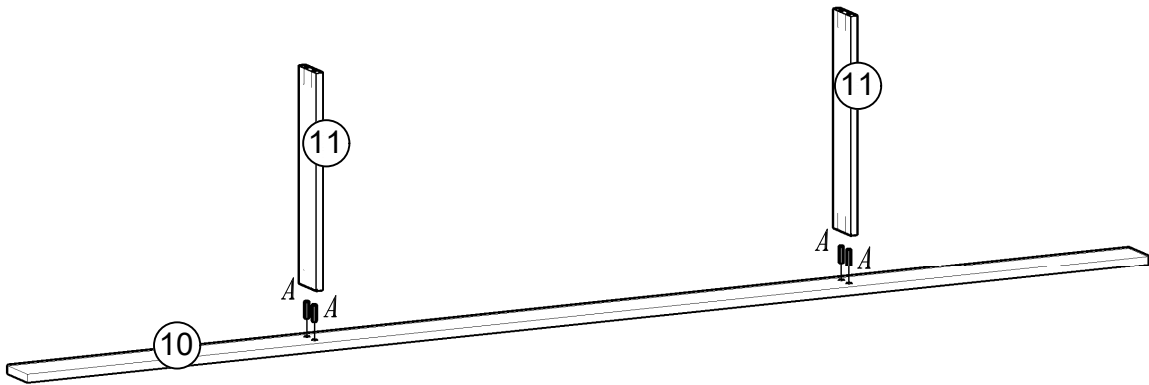
Repetir essa etapa para as Oito(8) portas.



Pág. 04

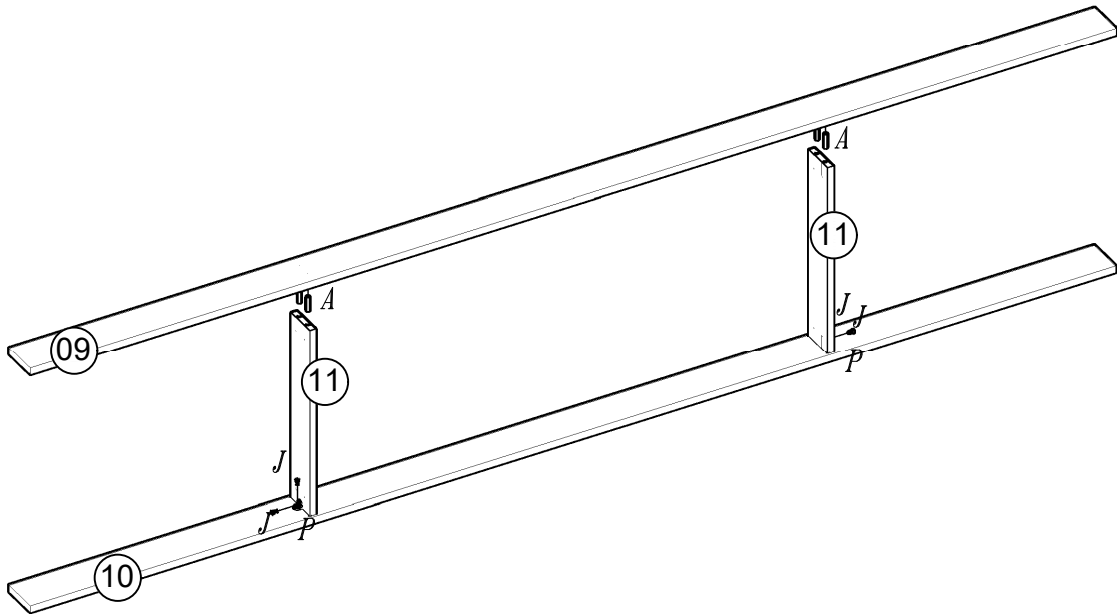
10

A
Cavilha 6x30 04



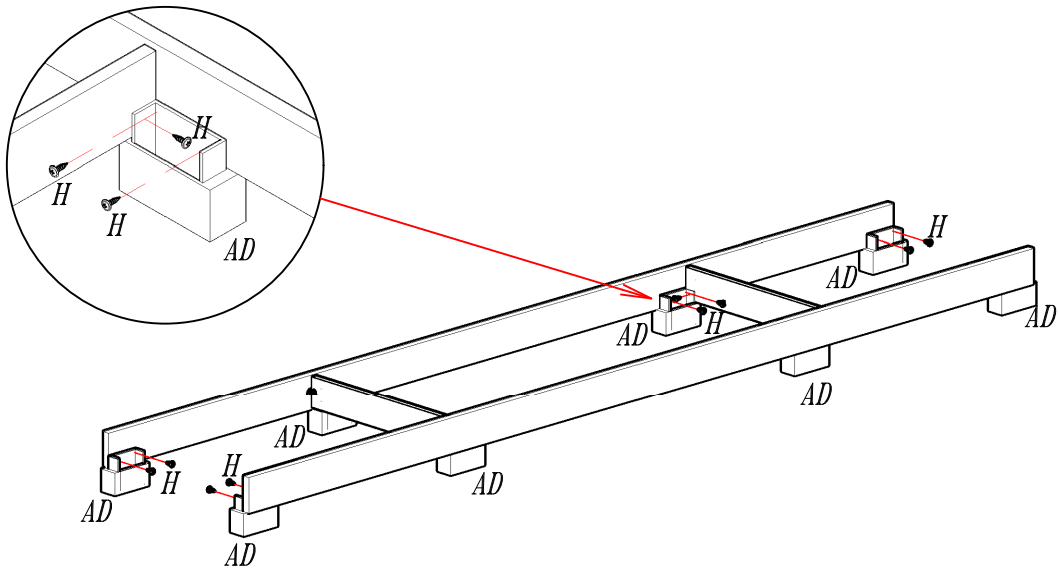
11

A
Cavilha 6x30 04
J
Parafuso 3,5x12Philips Chato 08
P
Cantoneira metal 22x22 04

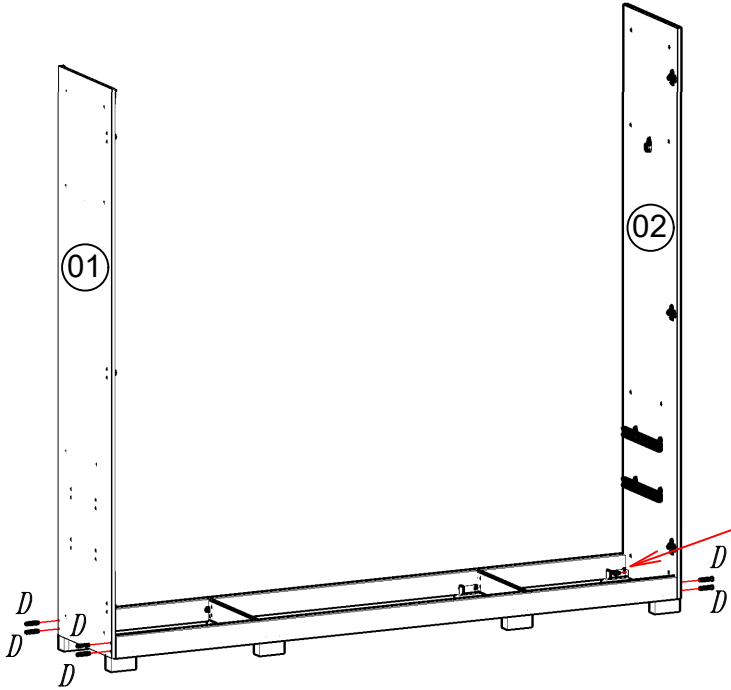




12

H
Parafuso 4,0x12 Flangeado 20
AD
*Pé plástico 105x50x50mm 08

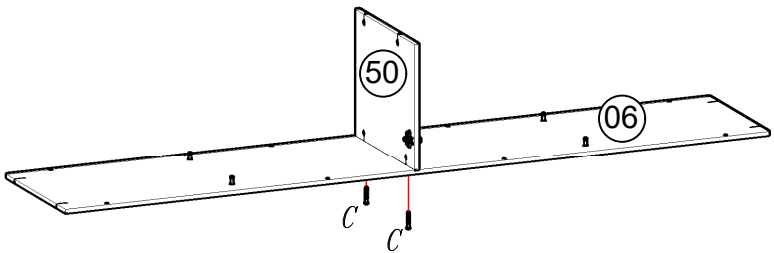


13



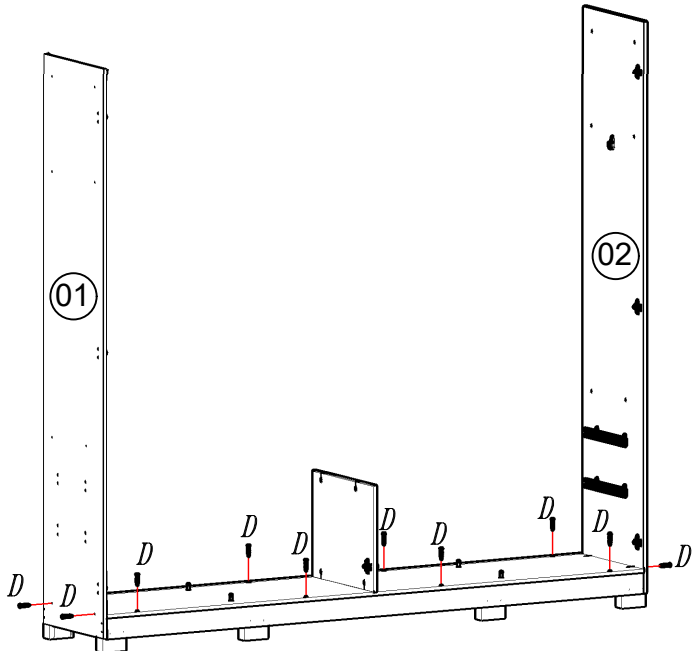
<i>D</i>		<i>H</i>	
Parafuso		Parafuso	
4,0x35Philips Chato	08	4,0x12 Flangeado	04

14



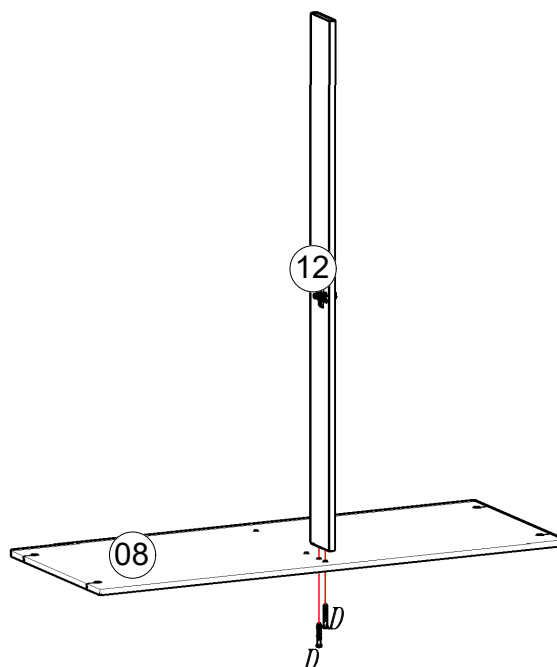
<i>C</i>	
Parafuso	
4,0x50 Philips Chato	02

15



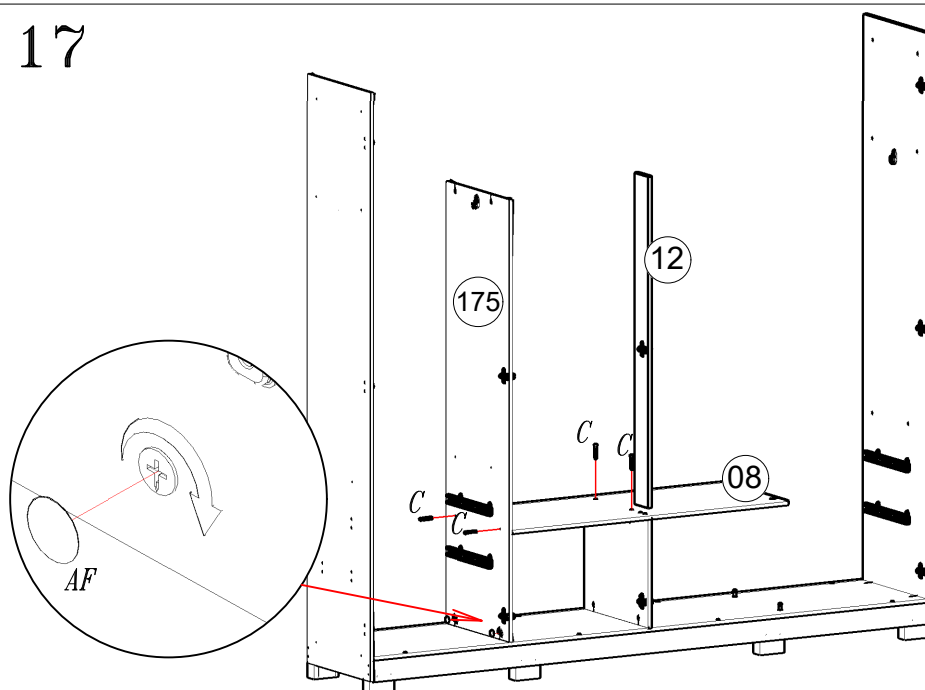
<i>D</i>	
Parafuso	
4,0x35Philips Chato	12

16



D
Parafuso
4,0x35Philips Chato 02

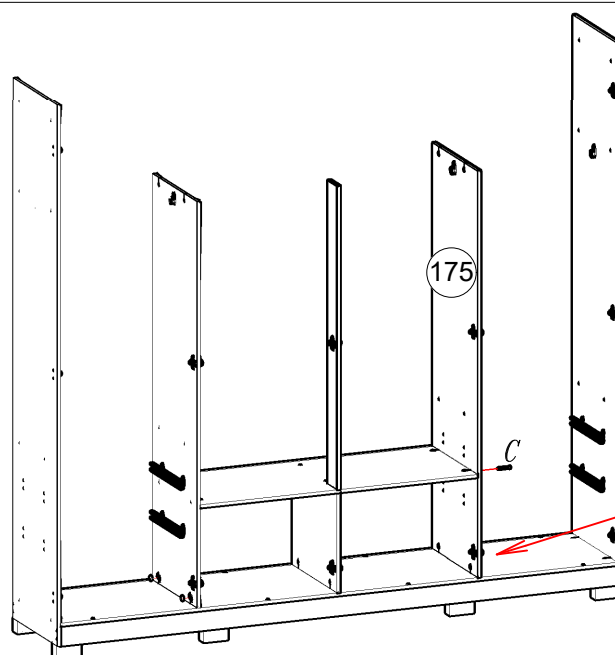
17



C
Parafuso
4,0x50Philips Chato 04
AF
***Tapa furo
adesivo Ø 17mm 02

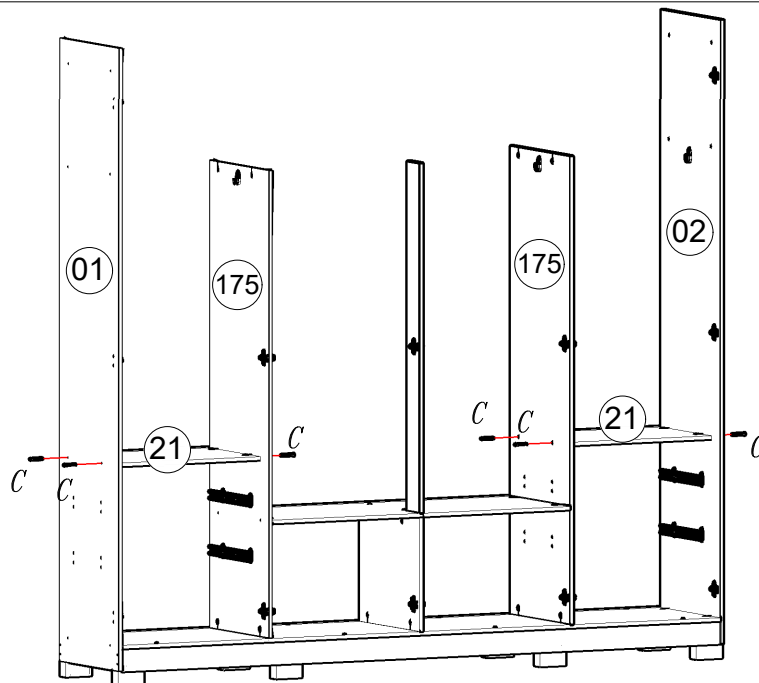
Atenção!!!
para essa etapa
é necessário
duas(2) pessoas.

18



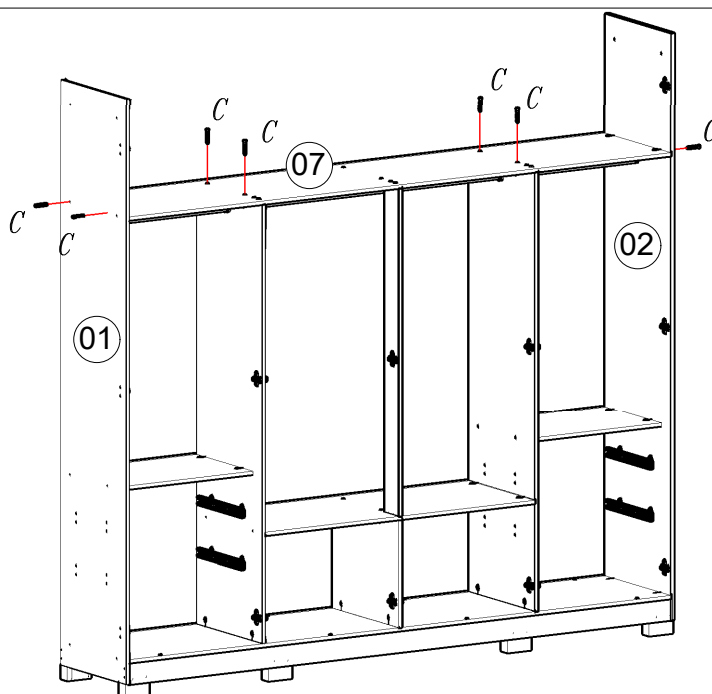
C
Parafuso
4,0x50Philips Chato 02
AF
***Tapa furo
adesivo Ø 17mm 02

19



C
Parafuso
4,0x50Philips Chato 08

20

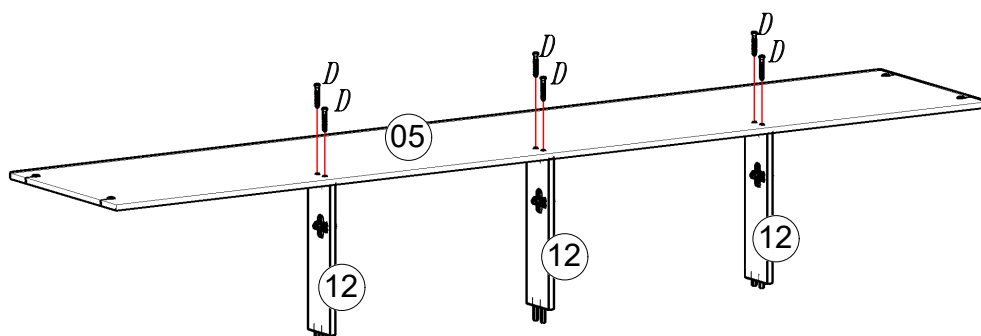


C
Parafuso
4,0x50Philips Chato 08

Z
Bastão alumínio
565x20x15mm 02

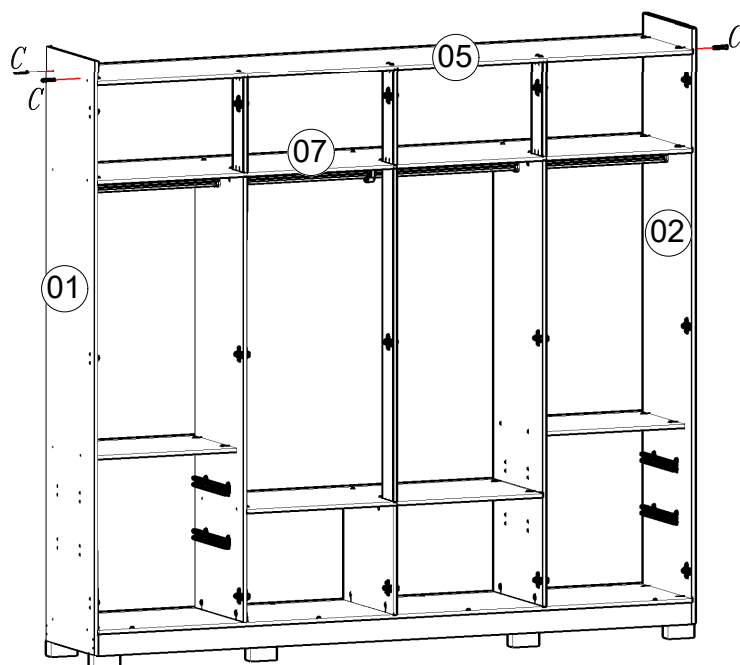
AA
Bastão alumínio
573x20x15mm 02

21



D
Parafuso
4,0x35Philips Chato 06

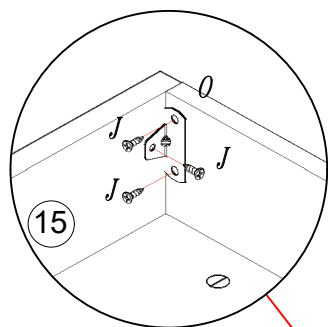
22



C
Parafuso
4,0x50Phillips Chato 04

23

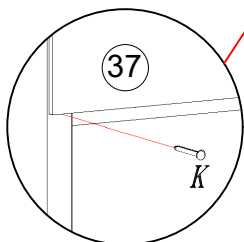
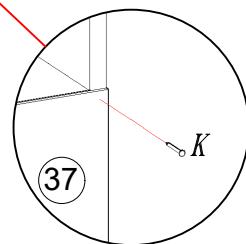
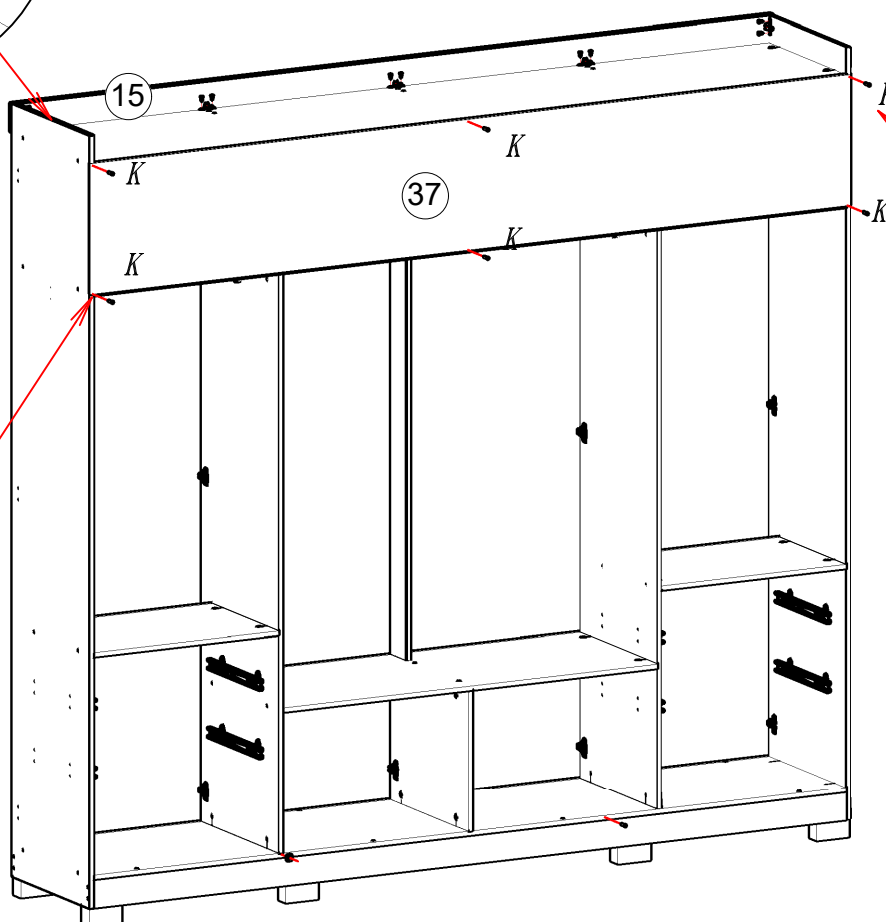
1. Iniciar a montagem alinhando o traseiro do maleiro peça (37), com o topo do quadro chapéu peça (05).
2. E a parte inferior do traseiro do maleiro peça (37) deverá estar no centro do quadro central peça (07)



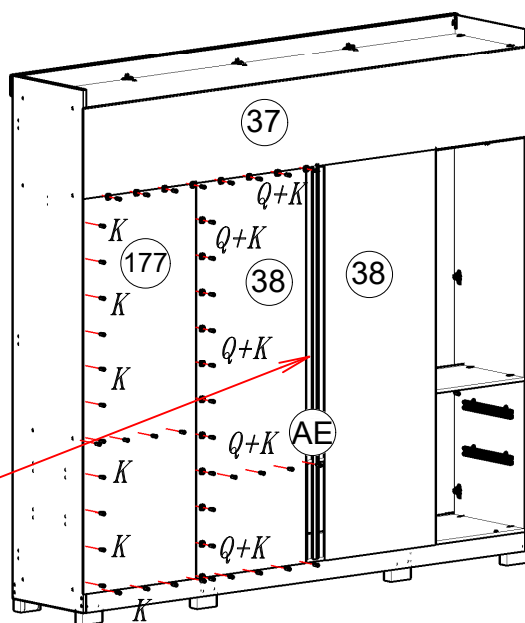
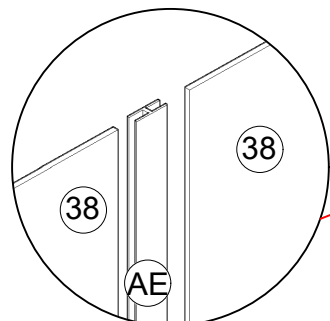
J
Parafuso
3,5x12Phillips Chato 15

K
Prego
10x10 06

O
Cantoneira metal
45x20x15mm 05

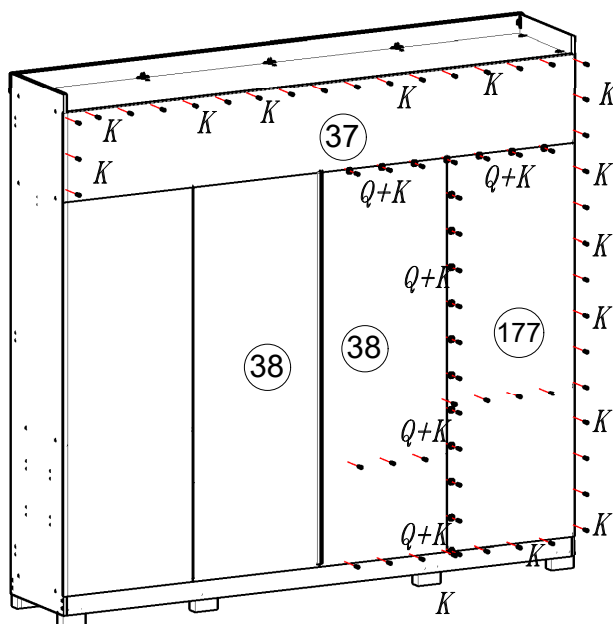


24



K		Prego 10x10	55
Q		Fixador reto 12x12mm metal	22
AE		** Perfil H plástico 1630x15x03mm	01

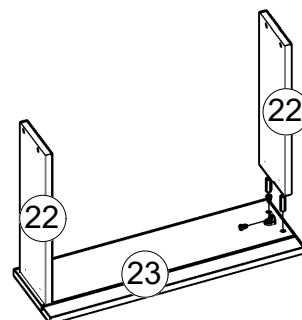
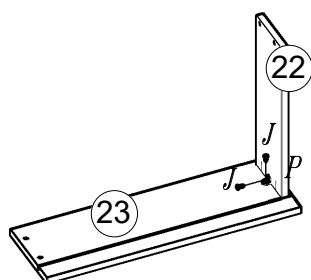
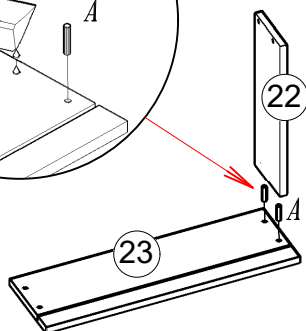
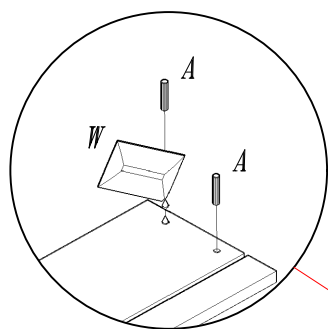
25



K		Prego 10x10	77
Q		Fixador reto 12x12mm metal	22

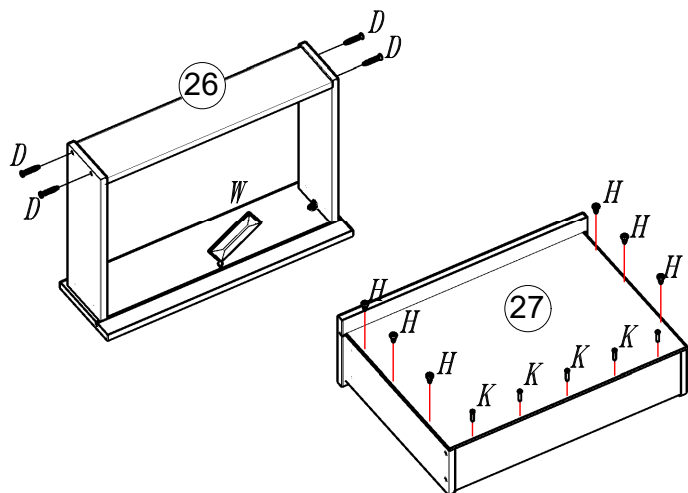
26

Repetir essa etapa para as Quatro(4) gavetas.



A		Cavilha 6x30	16
J		Parafuso 3,5x12Phillips Chato	16
P		Cantoneira metal 22x22	08
W		Bisnaga de Cola 10g	01

27



D
Parafuso
4,0x35Philips Chato 16


H
Parafuso
4,0x12 Flangeado 16

J
Parafuso
3,5x12Philips Chato 24

K
Prego
10x10 20

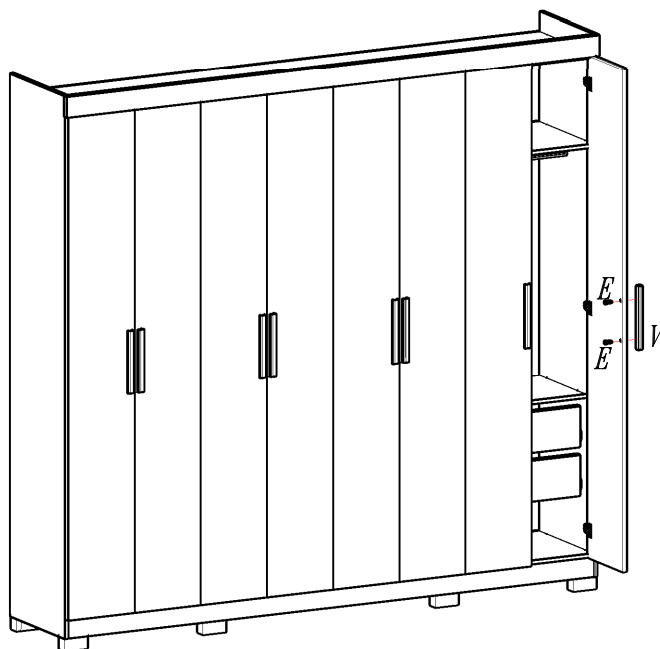
Y
Corredica telescópica
300mm 08

W
Bisnaga de Cola 10g 01



Repetir essa etapa para as Quatro(4) gavetas.

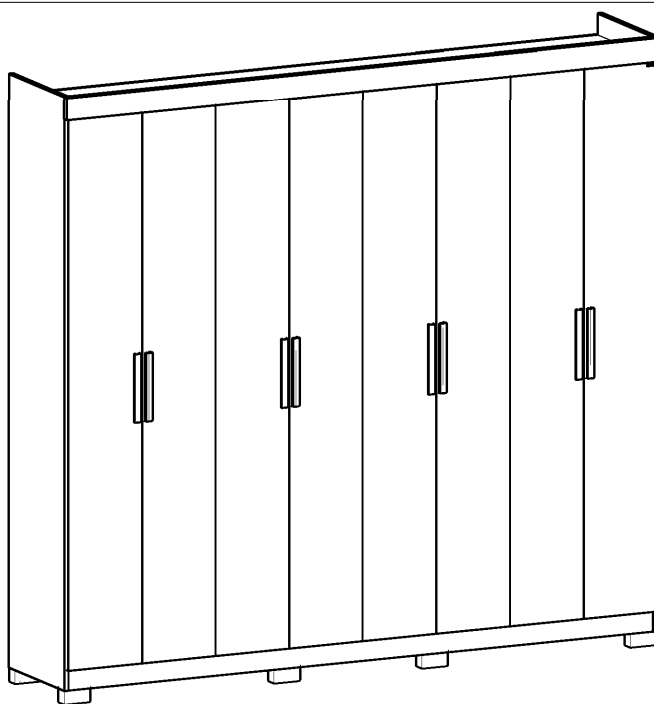
28



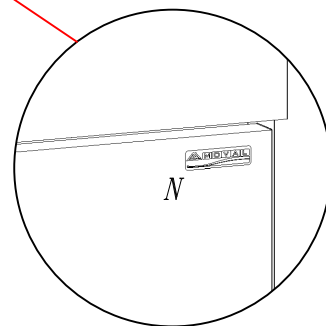
E
Parafuso
3,5x25 Flangeado 16

V
****Moldura puxador MDF
250x23x15mm 08

29



N
Etiqueta 01



DESCRIÇÃO DESCRIPTION	126.979026.6 Naturale/Branco	144.979440.6 Branco	131.979031.6 Freijó/Cinza	122.979022.6 Naturale	QTD.	ITEM	VOL. CX	COMP. MM	LARG. MM	ESP. MM	Matéria Prima
Lateral esquerda/Lateral Izquierda/Left Side	214.26.0031	214.44.0194	214.31.0008	214.22.0038	01	01	02	2170	448	12	MDP
Lateral Direita/Lateral Derecha/Right Side	214.26.0032	214.44.0195	214.31.0009	214.22.0039	01	02	02	2170	448	12	MDP
Quadro Chapéu/Cuadro Techo/Hat Square	206.40.0224	206.40.0224	206.31.0004	206.22.0011	01	05	02	2332	448	12	MDP
Quadro Base/Cuadro Base/Base Square	210.40.0052	210.40.0052	310.31.0004	210.22.0014	01	06	02	2332	448	12	MDP
Quadro Central/Cuadro Central/Square Central	208.44.0056	208.44.0056	208.31.0013	208.22.0036	01	07	02	2332	448	12	MDP
Quadro Interno/Cuadro Interno/Square Internal	208.40.0117	208.40.0117	208.31.0012	208.22.0035	01	08	03	1160	448	12	MDP
Rodapé Frontal/Zocalo Frontal /Front Baseboard	212.22.0021	212.40.0049	212.31.288	212.22.0021	01	09	02	2332	80	15	MDP
Rodapé Traseiro/Zocalo Trasero/Back Baseboard	213.00.0119	213.00.0119	213.00.0119	213.00.0119	01	10	02	2332	80	15	MDP
Trava de Rodapé/Traba del Zocalo/Constraint Baseboard	211.00.0019	211.00.0019	211.00.0019	211.00.0019	02	11	02	415	70	12 / 15	MDP
Batente/Batiente/Windowsill	209.44.0027	209.44.0027	209.31.0004	209.22.0008	03	12	03	350	90	12	MDP
Encabeçamento/Techo/Header	243.22.0014	243.40.0029	243.31.0001	243.22.0014	01	15	02	2354	80	15	MDP
Porta Inteira/Puerta Larga/Biggest Door	203.44.0135	203.44.0135	203.77.0061	203.22.0021	08	17	01	2010	290	15	MDP
Quadro do Gaveteiro/Cuadro Del La Cajonera/Square of Drawer	208.40.0116	208.40.0116	208.31.0011	208.22.0034	02	21	03	574	384	12	MDP
Lateral da Gaveta/Lateral De La Cajonera/Side Drawer	230.44.0048	230.44.0048	230.31.0000	230.22.0004	08	22	03	350	109	12	MDP
Frente de Gaveta/Frente De La Cajonera/Front Drawer	202.44.0098	202.44.0098	202.31.0003	202.22.0023	04	23	03	516	160	12	MDP
Traseiro de Gaveta/Trasero Del Cajon/Back Drawer	235.40.0105	235.40.0105	235.31.0004	235.22.0021	04	26	03	477	105	12	MDP
Fundo de Gaveta/Fondo Del Cajon/Bottom Drawer	240.00.304	240.00.304	240.31.0004	240.22.0019	04	27	03	500	355	2,5	HDF
Traseiro de Maleiro/Trasero Del Malero/Back Luggages	222.40.0258	222.40.0258	222.31.0010	222.22.0026	01	37	02	2355	367	2,5	HDF
Traseiro de Armário/Trasero Del Ropero/Back Closet	222.40.0260	222.40.0260	222.31.0012	222.22.0028	02	38	03	1646	583	2,5	HDF
Divisória Inferior/División Inferior/Inferior Division	220.44.0185	220.44.0185	220.31.0013	220.22.0031	01	50	03	0398	448	12	MDP
Batente Maior /Batiente Largo /Larger Knocker	209.44.0032	209.44.0032	209.31.0005	209.22.0009	01	145	03	1218	90	12	MDP
Divisória/ División / Right	220.44.0184	220.44.0184	220.31.0012	220.22.0030	02	175	03	1628	448	12	MDP
Traseiro Lateral / Trasero Lateral / Side Back	222.40.0259	222.40.0259	222.31.0011	222.22.0027	02	177	03	1646	591	2,5	HDF



Sua opinião é muito importante para nós...

APONTE A CÂMERA DO SEU CELULAR
PARA ESTE QR-CODE.
NOS CONTE O QUE ACHOU
DESTE PRODUTO.

LEGENDA	
MDP	Medium Density Particleboard
MDF	Medium Density Fiberboard
HDF	High Density Fiberboard