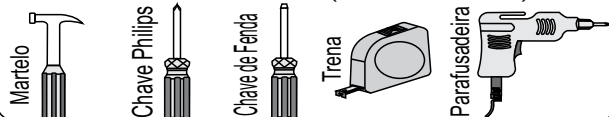


Ferramentas Necessárias (Não Fornecidas)



ATENÇÃO:

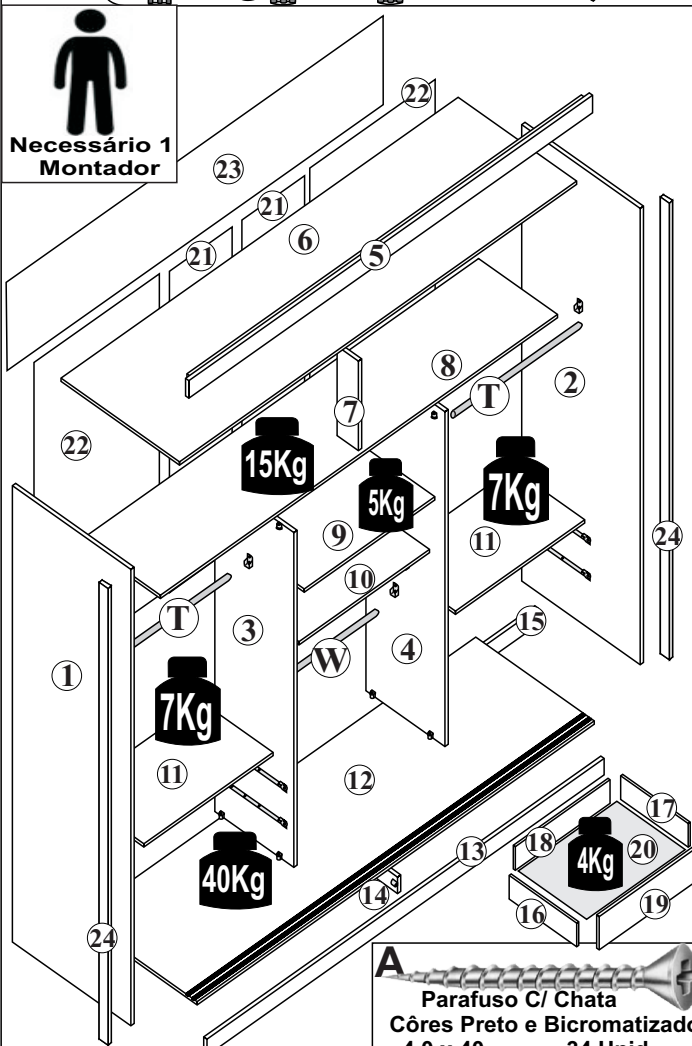
1. Ler atentamente toda a instrução antes de iniciar a montagem do móvel.
2. A montagem deverá ser feita em superfície limpa e plana, aconselhamos forrar a chão com a embalagem do produto a fim de não danificá-lo.
3. Os parafusos devem ser apertados periodicamente.
4. Evitar batidas e contato com objetos constantes.
5. Observar as cargas máximas suportadas de acordo com o desenho.

LIMPEZA E CONSERVAÇÃO

A limpeza do móvel deve ser efetuada **somente com pano macio e seco.**

Não utilizar produtos abrasivos ou similares, tais como:

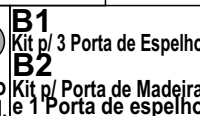
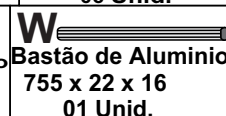
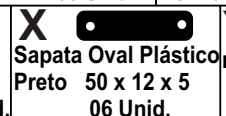
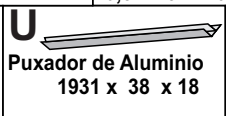
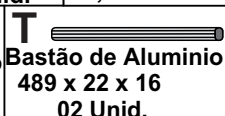

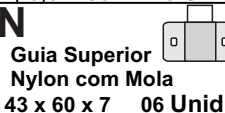
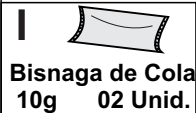
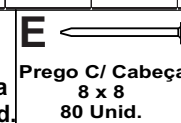
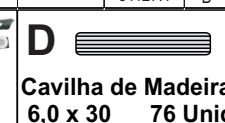
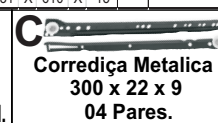
- .Cera;
- .Detergentes;
- .Lustra-móveis;
- .Álcool;
- .Tinner;
- .etc.



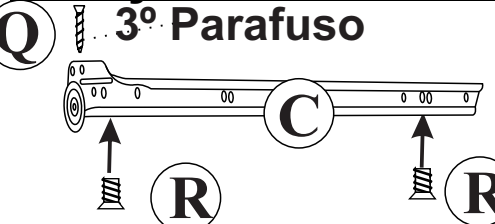
VERSÕES:					3 Portas CORR C/ 1 ESP	3 Portas CORR C/ 3 ESP	3 Portas CORR		3 Portas CORR C/ 1 ESP	3 Portas CORR C/ 3 ESP	3 Portas CORR		3 Portas CORR C/ 1 ESP	3 Portas CORR C/ 3 ESP	3 Portas CORR		3 Portas CORR C/ 1 ESP	3 Portas CORR	
Nº	Característica	Mat/ Prima	Medidas	Qtd	Branco			Int / Ext	IPÊ			Int / Ext	CARVALHO			Int / Ext	IPÊ / BRANCO		Int / Ext
					20033100	20033120	20033110		20713100	20713120	20713110		20573100	20573120	20573110		20633100	20633110	
01	Lateral Esquerda	Mdp	2080 X 541 X 12	01	31001.1	31201.1	31101.1	B	31001.2	31201.2	31101.2	I	31001.3	31201.3	31101.3	C	31001.4	31101.4	I
02	Lateral Direita	Mdp	2080 X 541 X 12	01	31002.1	31202.1	31102.1	B	31002.2	31202.2	31102.2	I	31002.3	31202.3	31102.3	C	31002.4	31102.4	I
03	Divisória Esquerda	Mdp	1526 X 360 X 12	01	31003.1	31203.1	31103.1	B	31003.2	31203.2	31103.2	B	31003.3	31203.3	31103.3	B	31003.4	31103.4	B
04	Divisória Direita	Mdp	1526 X 360 X 12	01	31004.1	31204.1	31104.1	B	31004.2	31204.2	31104.2	B	31004.3	31204.3	31104.3	B	31004.4	31104.4	B
05	Frontal do Chapéu	Mdp	1834 X 80 X 27	01	31005.1	31205.1	31105.1	B	31005.2	31205.2	31105.2	I	31005.3	31205.3	31105.3	C	31005.4	31105.4	I
06	Chapéu	Mdp	1810 X 540 X 12	01	31006.1	31206.1	31106.1	B	31006.2	31206.2	31106.2	B	31006.3	31206.3	31106.3	B	31006.4	31106.4	B
07	Paleta	Mdp	407 X 75 X 12	01	31007.1	31207.1	31107.1	B	31007.2	31207.2	31107.2	B	31007.3	31207.3	31107.3	B	31007.4	31107.4	B
08	Base do Maleiro	Mdp	1810 X 360 X 12	01	31008.1	31208.1	31108.1	B	31008.2	31208.2	31108.2	B	31008.3	31208.3	31108.3	B	31008.4	31108.4	B
09	Prateleira Central	Mdp	786 X 300 X 12	01	31009.1	31209.1	31109.1	B	31009.2	31209.2	31109.2	B	31009.3	31209.3	31109.3	B	31009.4	31109.4	B
10	Prateleira Central Inferior	Mdp	786 X 200 X 12	01	31010.1	31210.1	31110.1	B	31010.2	31210.2	31110.2	B	31010.3	31210.3	31110.3	B	31010.4	31110.4	B
11	Tampo das Gavetas	Mdp	500 X 330 X 12	02	31011.1	31211.1	31111.1	B	31011.2	31211.2	31111.2	B	31011.3	31211.3	31111.3	B	31011.4	31111.4	B
12	Base	Mdp	1810 X 540 X 12	01	31012.1	31212.1	31112.1	B	31012.2	31212.2	31112.2	I	31012.3	31212.3	31112.3	C	31012.4	31112.4	I
13	Rodapé Dianteiro	Mdp	1810 X 75 X 12	01	31013.1	31213.1	31113.1	B	31013.2	31213.2	31113.2	I	31013.3	31213.3	31113.3	C	31013.4	31113.4	I
14	Travessa do Rodapé	Mdp	464 X 75 X 15	01	31014.1	31214.1	31114.1	S / Pad	31014.2	31214.2	31114.2	S / Pad	31014.3	31214.3	31114.3	S / Pad	31014.4	31114.4	S / Pad
15	Rodapé Traseiro	Mdp	1810 X 75 X 12	01	31015.1	31215.1	31115.1	S / Pad	31015.2	31215.2	31115.2	S / Pad	31015.3	31215.3	31115.3	S / Pad	31015.4	31115.4	S / Pad
16	Lateral Gaveta Esquerda	Mdp	300 X 120 X 12	04	31016.1	31216.1	31116.1	B	31016.2	31216.2	31116.2	B	31016.3	31216.3	31116.3	B	31016.4	31116.4	B
17	Lateral Gaveta Direita	Mdp	300 X 120 X 12	04	31017.1	31217.1	31117.1	B	31017.2	31217.2	31117.2	B	31017.3	31217.3	31117.3	B	31017.4	31117.4	B
18	Contra Fundo	Mdp	451 X 120 X 12	04	31018.1	31218.1	31118.1	B	31018.2	31218.2	31118.2	B	31018.3	31218.3	31118.3	B	31018.4	31118.4	B
19	Frete das Gavetas	Mdp	492 X 140 X 12	04	31019.1	31219.1	31119.1	B	31019.2	31219.2	31119.2	B	31019.3	31219.3	31119.3	B	31019.4	31119.4	B
20	Fundo das Gavetas	Mdf	474 X 305 X 2,8	04	31020.1	31220.1	31120.1	B	31020.2	31220.2	31120.2	B	31020.3	31220.3	31120.3	B	31020.4	31120.4	B
21	Fundo do Armário Central	Mdf	1543 X 397 X 2,8	02	31021.1	31221.1	31121.1	B	31021.2	31221.2	31121.2	B	31021.3	31221.3	31121.3	B	31021.4	31121.4	B
22	Fundo do Armário Lateral	Mdp	1543 X 515 X 2,8	02	31022.1	31222.1	31122.1	B	31022.2	31222.2	31122.2	B	31022.3	31222.3	31122.3	B	31022.4	31122.4	B
23	Fundo do Maleiro	Mdp	1830 X 426 X 2,8	01	31023.1	31223.1	31123.1	B	31023.2	31223.2	31123.2	B	31023.3	31223.3	31123.3	B	31023.4	31123.4	B
24	Moldura Lateral	Mdp	2080 X 70 X 25	02	31024.1	31224.1	31124.1	B	31024.2	31224.2	31124.2	I	31024.3	31224.3	31124.3	C	31024.4	31124.4	I

OBS: QUANTIDADE DAS PORTAS, VIDE A TABELA NA ÚLTIMA PAGINA

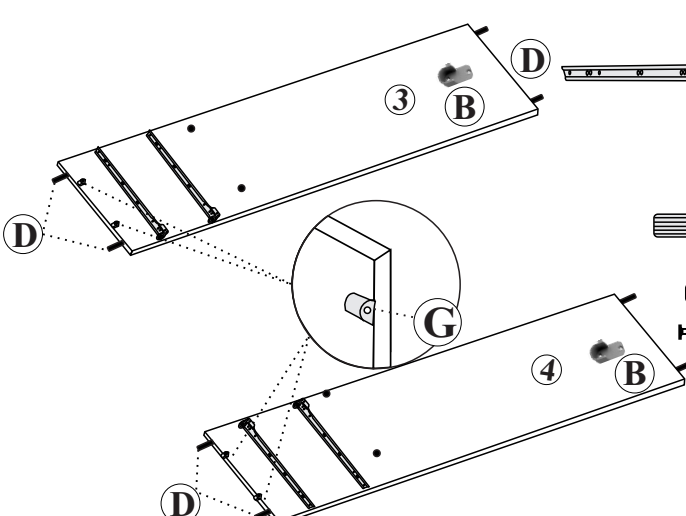
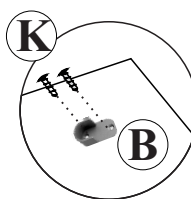
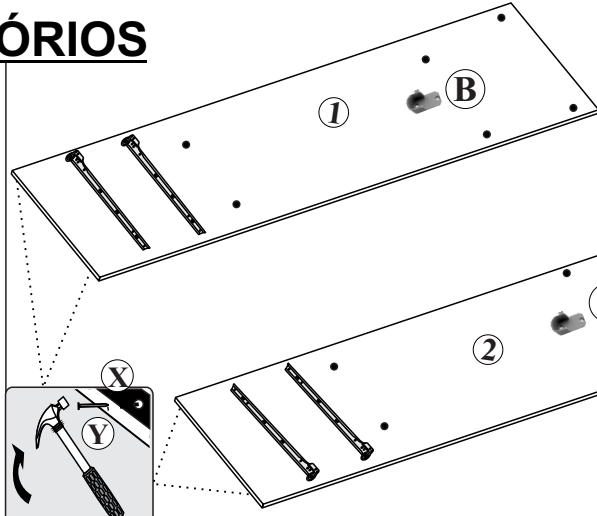

25	Portas Laterais	Mdp	1931 X 610 X 15		31025.1	-	31125.1	B	31025.2	-	31125.2	I	31025.3	-	31125.3	C	31025.4	31125.4	B
26	Porta Central C / Espelho	Mdp	965 X 584 X 15		31026.1	31226.1	-	B	31026.2	31226.2	-	B	31026.3	31226.3	-	B	31026.4	-	B
27	Porta Central S / Espelho	Mdp	1931 X 610 X 15		-	-	31127.1	B	-	-	31127.2	B	-	-	31127.3	B	-	31127.4	B



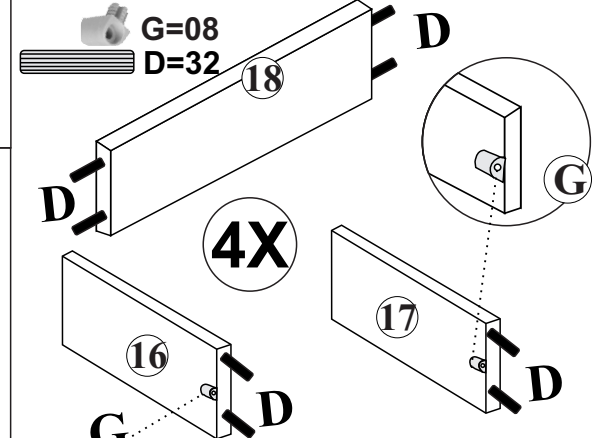
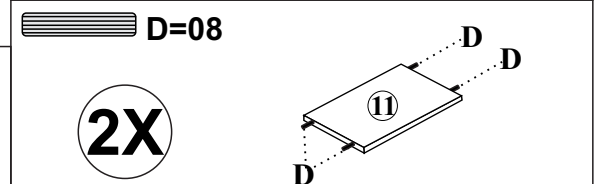
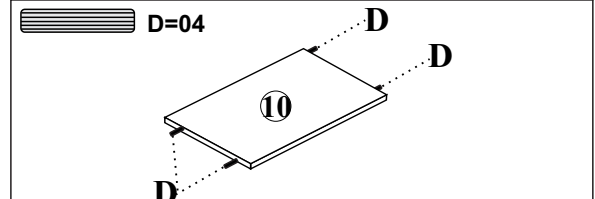
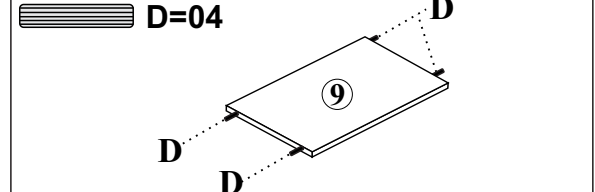
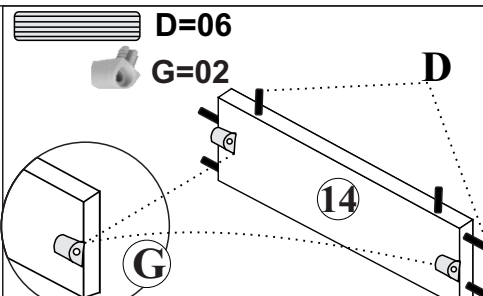
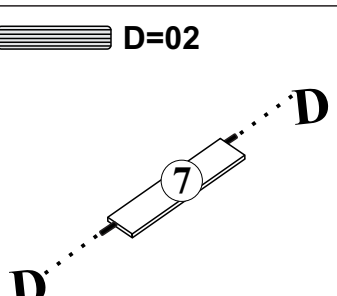
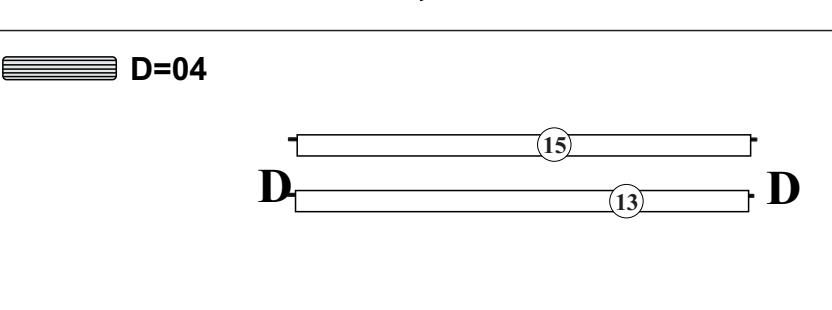
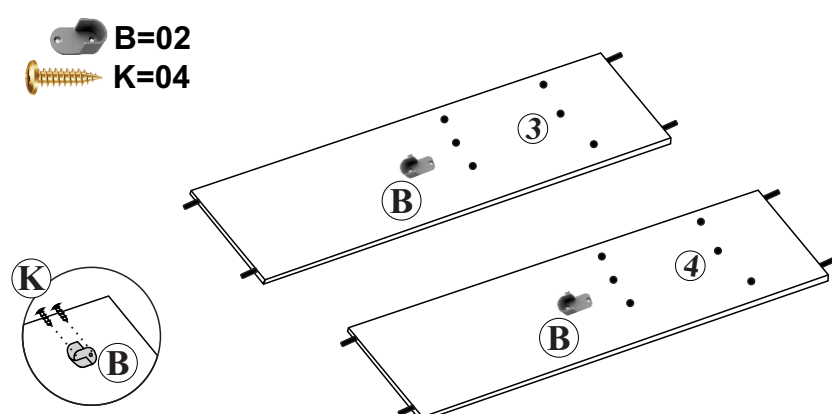
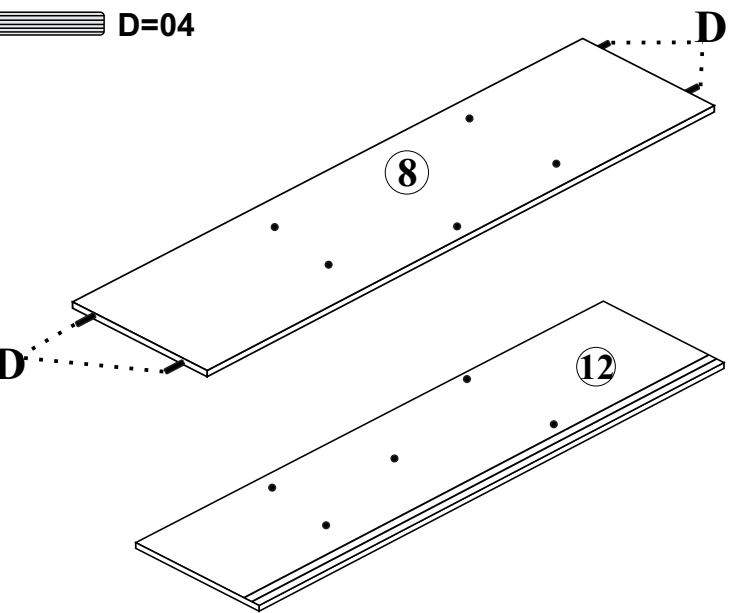
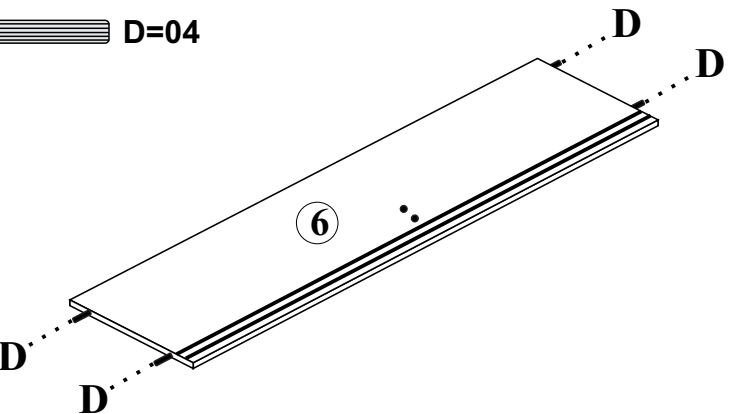
FIXAÇÃO DOS ACESSÓRIOS



IMPORTANTE: Fixação das Corrediças nas Laterais, a Rodinha deverá estar na parte frontal e para Baixo (Tem esquerda e Direita)



- B=04
- C=08
- R=16
- Q=08
- G=04
- D=08
- K=08
- X= 04
- Y= 08



PARA MAIOR SEGURANÇA MONTAR O PRODUTO NO CHÃO,
SOBRE A EMBALAGEM, EVITANDO DANOS NA PINTURA.

1º

H = 04
X = 02
Y = 04

2º Fixar a Lateral Esquerda N°1 e a Base N°12

A=04
J=01

3º Fixar a Lateral Direita N°2

A=04

4º Fixar as Divisórias N°3 e 4, Fixar Prateleira Central N°9, Prateleira Inferior N°10 e os Tampos das Gavetas N°11

A=12

5º Fixar a Base do Maleiro N°8 e a Paleta N°7

A=09

6º Fixar o Chapéu N°6, Fixar o Frontal do Chapéu N°5 e Moldura lateral N°24

Facear a Moldura N24 no Topo do Frontal do Chapéu N°5

A=05
J=03
L=06
A1=06

12mm

7º Fixar os Fundos N°21, N°22 e 23

F=30
E=80
P=01

